



Model Number

ML100-8-1000-RT/95/103

Diffuse mode sensor
with 4-pin M8 connector

Features

- Miniature design
- Easy to use
- Very bright, well visible light spot
- Full metal thread mounting
- Highly visible LEDs for Power ON and switching state
- Not sensitive to ambient light

Description

The ML100 series is characterized by its miniature housing with integral, all-metal threaded bushings. All versions are equipped with a visible red transmitter LED. This greatly simplifies installation and commissioning. The switching states are easily visible from all directions thanks to the highly visible LEDs.

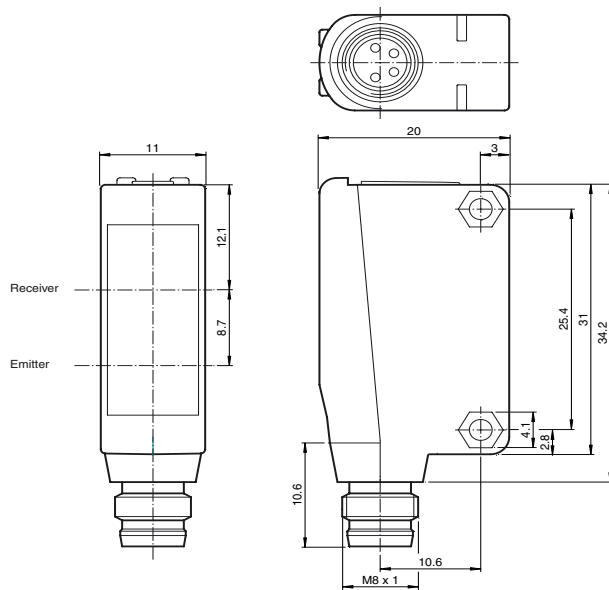
Accessories

OMH-10

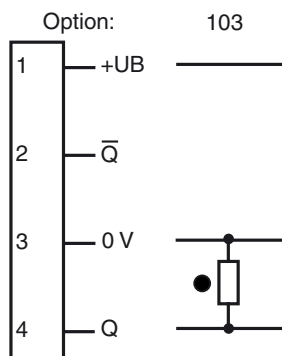
Mounting aid

Additional accessories can be found in the Internet.

Dimensions



Electrical connection

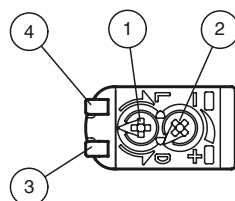


○ = Light on
● = Dark on

Pinout



Indicators/operating means



1	Light-Dark-switching	
2	Sensitivity adjuster	
3	Signal display	yellow
4	Operating display	green

Release date: 2010-04-16 12:56 Date of issue: 2010-04-16 21:0537_ENG.xml

Subject to modifications without notice

Pepperl+Fuchs Group
www.pepperl-fuchs.com

USA: +1 330 486 0001
fa-info@us.pepperl-fuchs.com

Germany: +49 621 776-4411
fa-info@pepperl-fuchs.com

Copyright Pepperl+Fuchs
Singapore: +65 6779 9091
fa-info@sg.pepperl-fuchs.com

Technical data

General specifications

Detection range	0 ... 1000 mm
Adjustment range	100 ... 1000 mm
Reference target	standard white, 100 mm x 100 mm
Light source	LED
Light type	modulated visible red light
Approvals	CE, cULus Listed 57M3 (Only in association with UL Class 2 power supply; Type 1 enclosure)
Diameter of the light spot	approx. 75 mm at a distance of 1000 mm
Angle of divergence	approx. 2 °
Optical face	frontal
Ambient light limit	EN 60947-5-2

Functional safety related parameters

MTTF _d	860 a
Mission Time (T _M)	20 a
Diagnostic Coverage (DC)	0 %

Indicators/operating means

Operating display	LED green: power on
Function display	LED yellow, lights up with receiver lit
Controls	sensitivity adjustment
Controls	Light/dark switch

Electrical specifications

Operating voltage	U _B	10 ... 30 V DC , class 2
Ripple		max. 10 %
No-load supply current	I ₀	< 20 mA

Output

Switching type	light/dark on, switchable	
Signal output	1 PNP output, short-circuit proof, protected from reverse polarity, open collector	
Switching voltage	max. 30 V DC	
Switching current	max. 100 mA , resistive load	
Voltage drop	U _d	≤ 1.5 V DC
Switching frequency	f	1000 Hz
Response time		0.5 ms

Ambient conditions

Ambient temperature	-30 ... 60 °C (-22 ... 140 °F)
Storage temperature	-40 ... 70 °C (-40 ... 158 °F)

Mechanical specifications

Protection degree	IP67
Connection	Male connector M8 x 1 , 4-pin
Material	
Housing	PC (Polycarbonate)
Optical face	PMMA
Mass	approx. 10 g

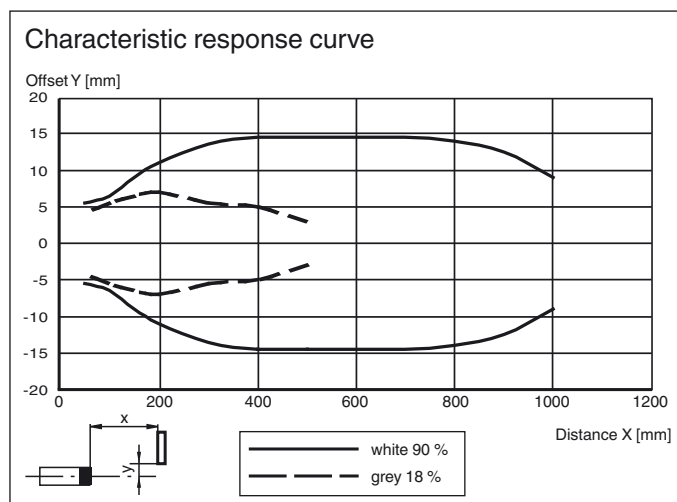
Compliance with standards and directives

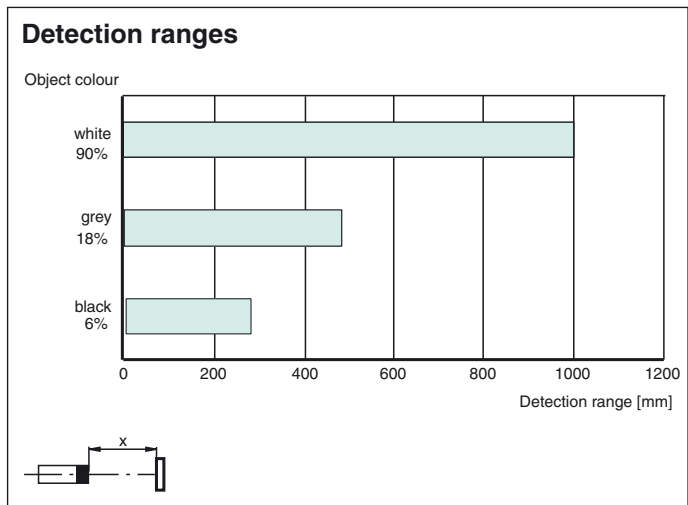
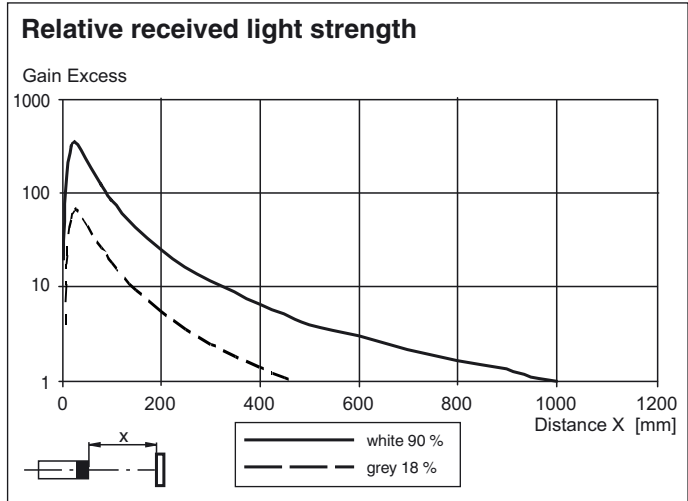
Directive conformity	
EMC Directive 2004/108/EC	EN 60947-5-2
Standard conformity	
Standards	UL 508

Approvals and certificates

UL approval	cULus Listed, Class 2 Power Source, Type 1 enclosure
-------------	--

Curves / Diagrams





Release date: 2010-04-16 12:56 Date of issue: 2010-04-16 21:0537_ENG.xml