


(2,54mm) .100"

BCS SERIES



STANDARD BOX CONTACT SOCKET

SPECIFICATIONS

For complete specifications see www.samtec.com?BCS

Insulator Material:

Black Liquid Crystal Polymer

Contact Material:

Phosphor Bronze

Plating:

Au or Sn over 50µ" (1,27µm) Ni

Voltage Rating:

475 VAC (-TE/-DE/-PE mated with TSM)

450 VAC (-HE mated with TSM)

Operating Temp Range:

-55°C to +125°C

Contact Resistance:

10 mΩ max

Insertion Depth:

(4,34mm) .171" to (7,24mm) .285" from top, (5,64mm) .222" plus board thickness minimum from bottom. -HE is (4,34mm) .171" to (6,35mm) .250"

Insertion Force:

(Single contact only) 5oz (1,39N) avg. (.025" (0,64mm) SQ pin)

Withdrawal Force:

(Single contact only) 3oz (0,83N) avg. (.025" (0,64mm) SQ pin)

RoHS Compliant:

Yes

Lead-Free Solderable:

Yes



| | | | | | | |
|------------|----------|-------------------------|-----------------------|-------------------|---------------------|---------------------|
| BCS | 1 | NO. PINS PER ROW | PLATING OPTION | ROW OPTION | ENTRY OPTION | OTHER OPTION |
|------------|----------|-------------------------|-----------------------|-------------------|---------------------|---------------------|

Mates with:
TSW, MTSW, TSS, ZSS, DW, EW, ZW, HW, TSM, MTLW

-F
= Gold flash on contact, Matte Tin on tail

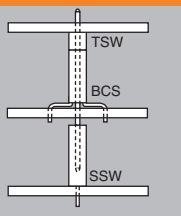
-L
= 10µ" (0,25µm) Gold on contact, Matte Tin on tail

-S
= Single

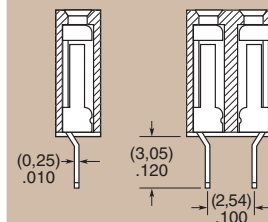
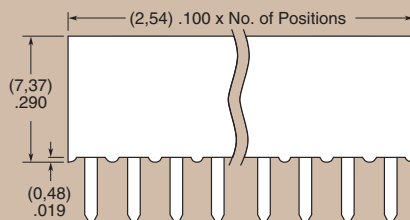
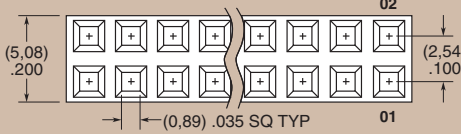
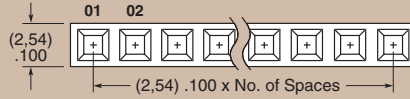
-D
= Double

"XXX"
= Polarized Position (-BE not available)

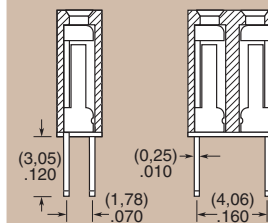
APPLICATION



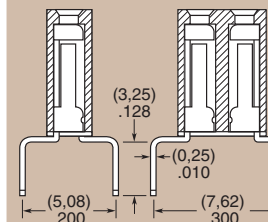
01 thru 50



-TE
= Top Entry

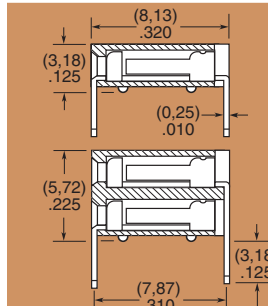
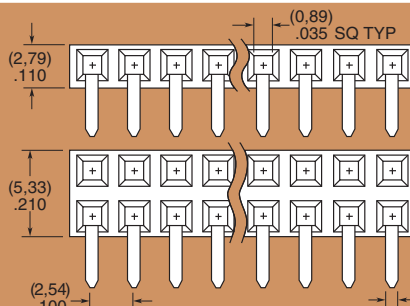
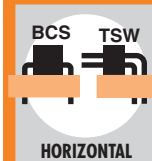


-DE
= Top Entry (For Bottom Entry specify -DE-BE) Cannot be used with plated through-holes



-PE
= Pass Through Entry (For Bottom Entry specify -PE-BE)

APPLICATIONS



-HE
= Horizontal Entry

Note: Other Gold plating options available. Contact Samtec.

Note: Some lengths, styles and options are non-standard, non-returnable.

Due to technical progress, all designs, specifications and components are subject to change without notice.

WWW.SAMTEC.COM