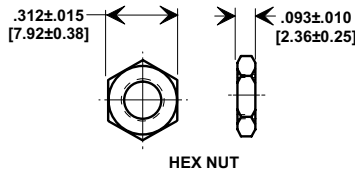
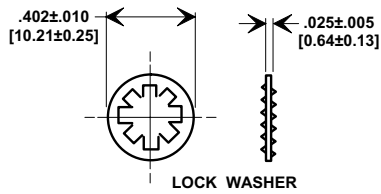
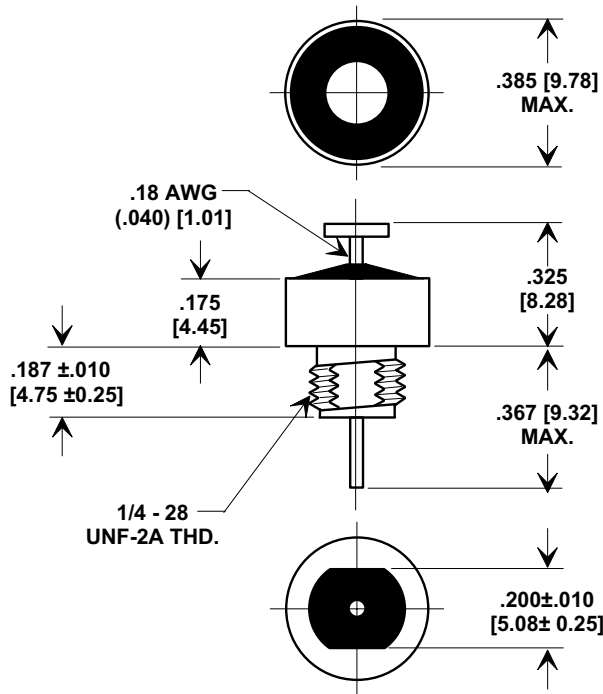
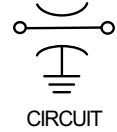
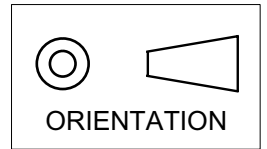


Electrical Testing
per Tusonix standard
test plans and Mil-Std-202
Test Methods.

MARKETING SALES DRAWING
DIMENSIONS IN INCHES - DO NOT SCALE THIS DRAWING
DIMENSIONS IN METRIC - []



NOTES:

MATERIALS:

- BUSHING - TIN PLATED STEEL
- LEAD - SOLDER PLATED COPPER
- NUT - TIN PLATED BRASS
- L"WASHER - TIN PLATED PHOSPHOR BRONZE

MOUNTING TORQUE: 8 lb - ins. max
DCR - .01Ω max.
MAX. SOLDER TEMPERATURE 500°F

| MIN. CAP (UF) | DWV (VDC) | I.R. MIN. @ 100 (VDC.) | WORKING VOLTAGE D.C. | | CURRENT DC (AMPS) | MIN. NO LOAD INSERTION LOSS (dB) @ 25°C PER MIL-STD-220 | | | | | | TEMP. CHARAC. |
|---------------|-----------|------------------------|----------------------|--------------------------------|-------------------|---|---------|---------|-------|--------|-------|---------------|
| | | | 85°C | 125°C | | 30 KHz | 100 KHz | 300 KHz | 1 MHz | 10 MHz | 1 GHz | |
| .15 | 500 | 1 G | 280 | 200 VDC 125 VAC 0-400 Hz | 15 | ---- | 7 | 15 | 25 | 40 | 60 | X7R |

| | | | | |
|--|---|--|---|--|
| REVISION RECORD Original Release 0 C.O. 930129-1 4600-009 REVISED INS. LOSS. S.M. 08-19-98 6 19980818-3-01 REVISED DWG. DRAWING MADE FOR EACH VAR. FROM FAMILY DWG. S.M. 02-06-03 7 20030204-2-09 | --TOLERANCES-- Unless Otherwise Specified | | Title COAXIAL BROADBAND - "C" | |
| | DECIMAL ± | | Drawn E.C. 02-01-93 Scale 2 X | |
| | ANGLES ± | | Approved B.Mc. 02-01-93 | |
| | TUSONIX TUCSON, ARIZONA | | A 4600-009 | |

Mouser Electronics

Authorized Distributor

Click to View Pricing, Inventory, Delivery & Lifecycle Information:

[CTS:](#)

[4600-000](#)

[Tusonix / CTS:](#)

[4600-009LF](#) [4600-054LF](#)