


FQ series bayonet type waterproof round connector



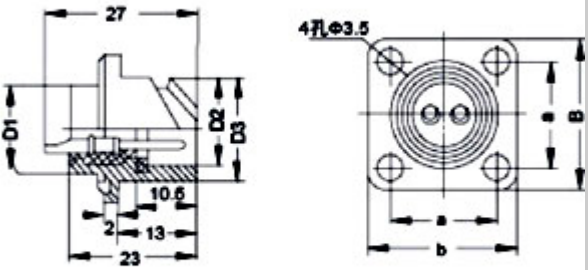
The socket contact of FQ connector adopts reliable elastic products to replace the traditional Hu coil spring structure

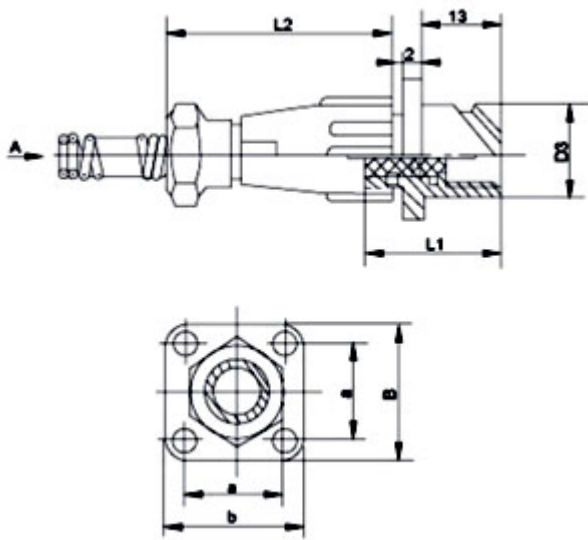
The product has the characteristics of small contact resistance, anti vibration, impact resistance and strong sealing. their plug and socket are bayonet quick connection, simple to use and convenient to operate.

Working temperature range:	-55~100°C
Humidity:	40°C 98±3%
Vibration:	20-2000HZ Acceleration 150m/s ²
Pressure:	4.4Kpa
The number of pins:	2-55p
Shock:	Acceleration 490m/s ²
Mechanical life:	500 times
Constant Acceleration:	Acceleration 245m/s ²

Dimensions of FQ connector

Plug	Type	D1	D2	L1	L2	Cable aperture	D3	L2	L3
	FQ14	Φ21	Φ12.2	21	5.4	Φ5	Φ5	31.5	39.5
						Φ6	Φ6	35	60
						Φ7	Φ7	35	60
						Φ8	Φ8	35	65
	FQ18	Φ27	Φ16.6	21	5.4	Φ6	Φ6	38	64
						Φ9	Φ9	38	69
						Φ10	Φ10	38	69
	FQ24	Φ33	Φ22.6	21	5.4	Φ6	Φ6	46	72
						Φ10	Φ10	46	77
						Φ12	Φ12	46	77
	FQ30	Φ39.5	Φ28.6	21	5.4	Φ14	Φ14	51	92.5
						Φ16	Φ16	51	92.5

Socket		Type	a	b	D1	D2	D3
	FQ14	17±0.2	24	Φ14	Φ12.2	Φ16.8	
	FQ18	20±0.2	27	Φ18	Φ16.6	Φ21.2	
	FQ24	26±0.2	33	Φ24	Φ22.6	Φ27	
	FQ30	31±0.2	38	Φ30	Φ28.6	Φ33.2	

Connector		Type	D3	a	b	L1	Cable aperture	L2
	FQ14	17.8	17	27	21	Φ5	31.5	
						Φ6	35	
						Φ7	35	
						Φ8	35	
	FQ18	21.2	22	27	21	Φ6	38	
						Φ9	38	
						Φ10	38	
	FQ24	27.2	26	33	21	Φ6	46	
						Φ10	46	
						Φ12	46	
FQ30	33.2	31	38	21	Φ14	51		
					Φ16	51		

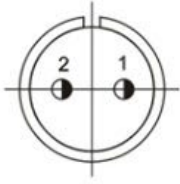
The Hole Place Stranges of Waterproof circular connectors

● — $\Phi 0.8mm$

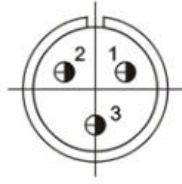
⊕ — $\Phi 1mm$

◐ — $\Phi 1.5mm$

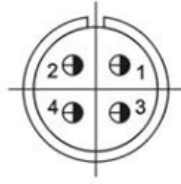
◑ — $\Phi 2.5mm$



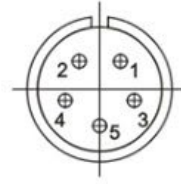
14-2



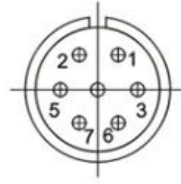
14-3



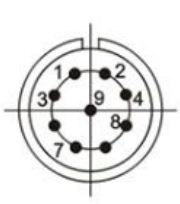
14-4



14-5



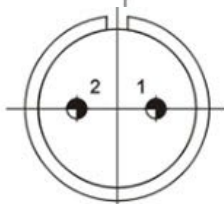
14-7



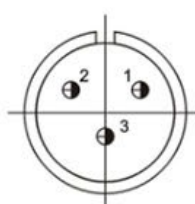
14-9



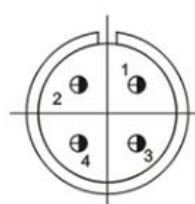
14-13



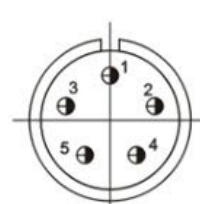
18-2



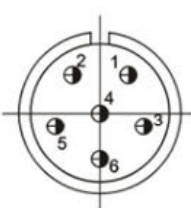
18-3



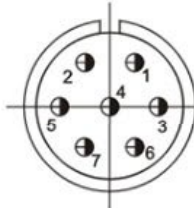
18-4



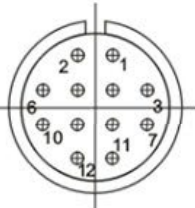
18-5



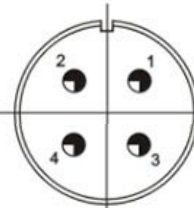
18-6



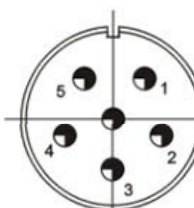
18-7



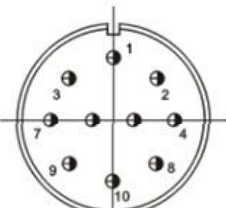
18-12



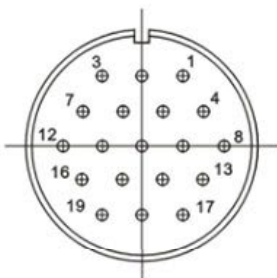
24-4



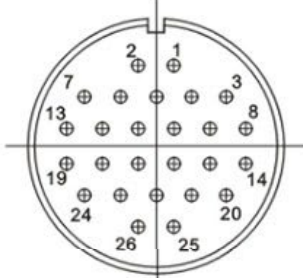
24-6



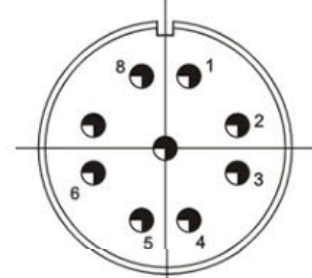
24-10



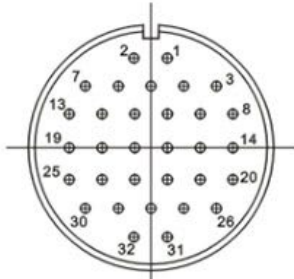
24-19



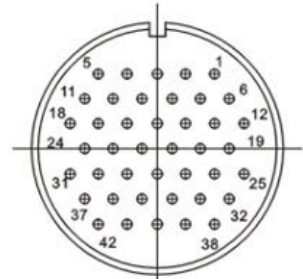
24-26



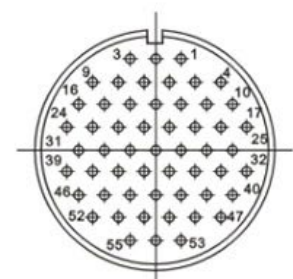
30-9



30-32



30-42



30-55