

4

3

2

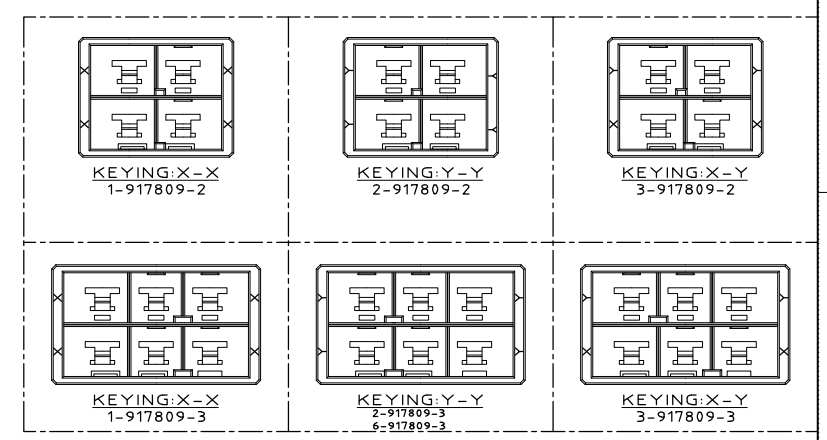
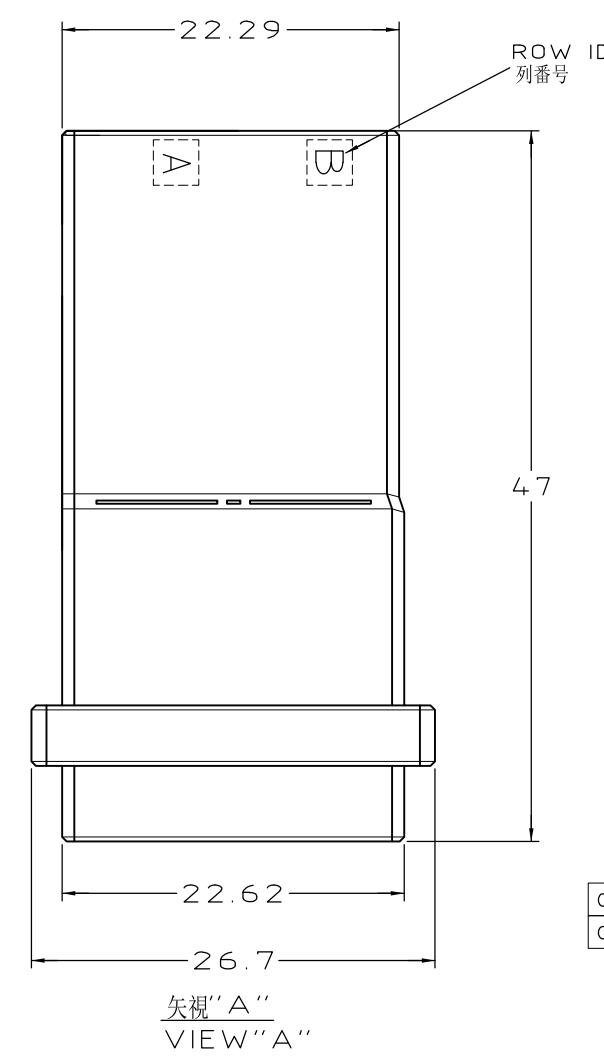
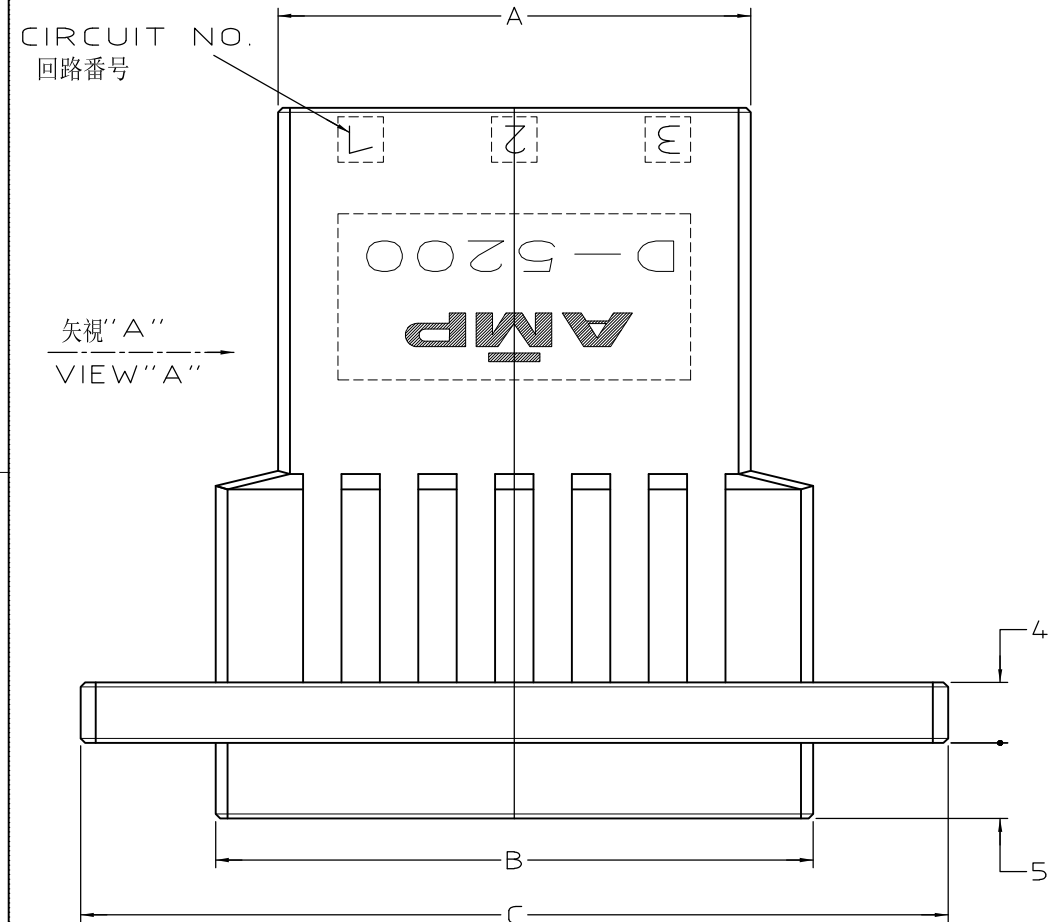
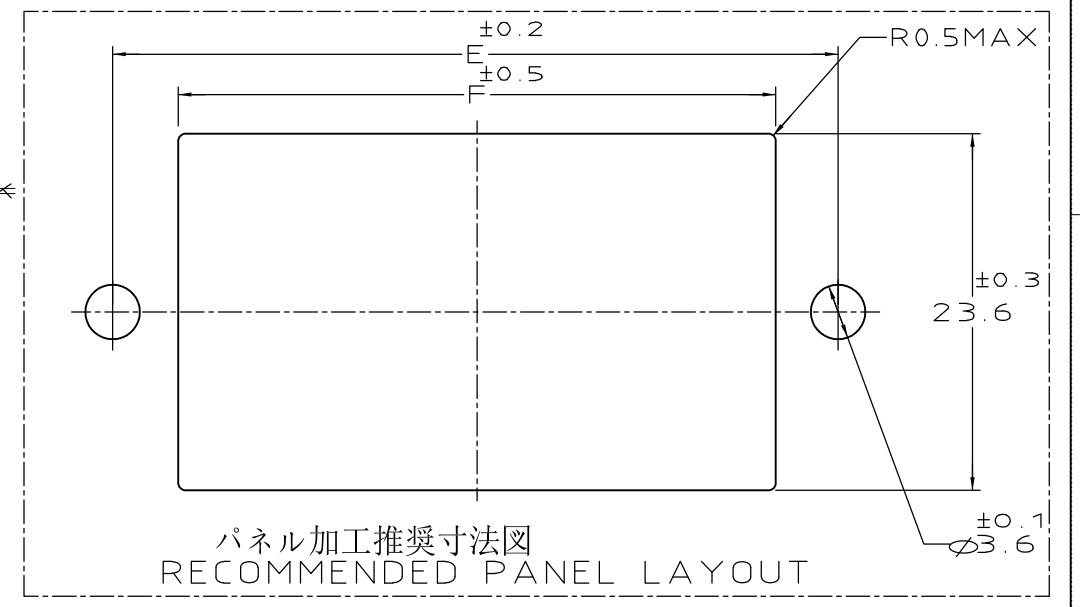
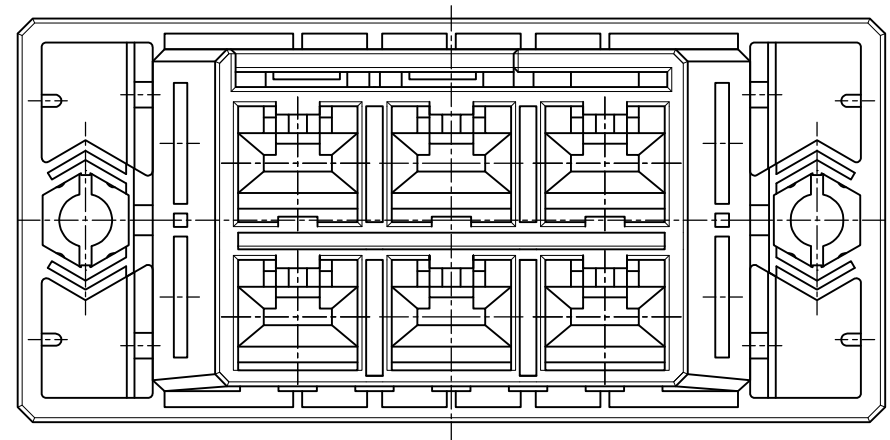
1

THIS DRAWING IS UNPUBLISHED. RELEASED FOR PUBLICATION .19
 © COPYRIGHT 19 ALL RIGHTS RESERVED.

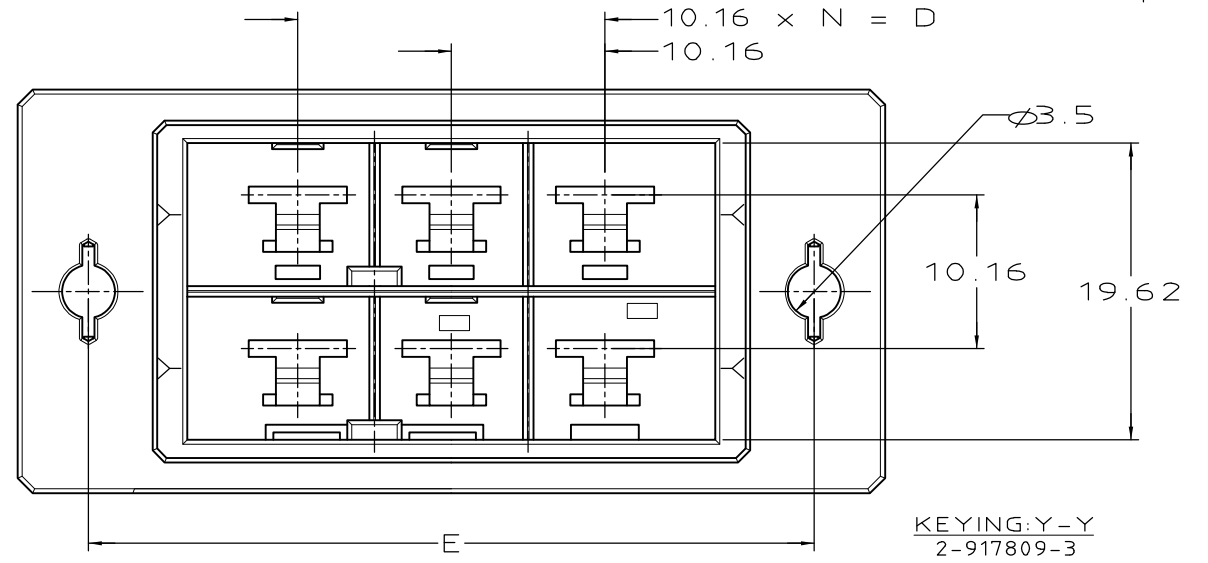
LOC		DIST		REVISIONS			DATE	DWN	APVD
P	LTR	DESCRIPTION			変更				
		C		REVISED PEREGR-16-008312			08JUN16	K.K	E.T

注記
 ① 材料 ハウジング: ガラス入り熱可塑性ポリエステル樹脂 (94V-0), 色 黒
 ② ハウジング全面にテフロン塗装のこと
 ③ パネル取付推奨ネジ M3

NOTES
 ① MATERIAL: HOUSING: GLASS FILED THERMO PLASTIC, POLYESTER (94V-0), COLOR: BLACK
 ② TO COAT ALL SURFACE OF HOUSING WITH TEFLON
 ③ PANEL ATTACHMENT RECOMMENDATION M3 SCREW



FINISH	COLOR	A	B	C	D	E	F	N	POS	P/N
—	YELLOW	31.27	39.52	57	10.16	48	40.5	2	6	6-917809-3
—	BLACK									3-917809-3
—	BLACK									2-917809-3
—	BLACK	31.27	39.52	57	20.32	48	40.5	2	6	1-917809-3
OBSOLETE	—									6-917809-2
OBSOLETE	—									5-917809-2
—	BLACK									3-917809-2
—	BLACK									2-917809-2
—	BLACK	21.11	29.36	47	10.16	38	30.4	1	4	1-917809-2



DIMENSIONS: 単位 耗 mm 		TOLERANCES UNLESS OTHERWISE SPECIFIED 一般公差 10: ±0.2 30: >10 : ±0.25 100: >30 : ±0.3 ANGLE: ±0.3°		DWN K.IKEDA 31/OCT/'95 CHK Y.ISHIKAWA 31/OCT/'95 APVD S.MANABE 1/NOV/'95 PRODUCT SPEC 108-5453 APPLICATION SPEC 114-5206 WEIGHT T1		NAME 2列 タブ ハウジング 名称 パネルマウント タイプ DOUBLE ROW TAB HSG (PANEL MOUNT) <DYNAMIC D-5200 M>	
MATERIAL 材料 		FINISH 仕上 		WIRE RANGE 抱合電線断面積 INSULATION DIA 被覆外径		TE Connectivity	
CUSTOMER DRAWING				SIZE A3	CAGE CODE 00779	DRAWING NO. 番号 C-917809	
				SCALE 尺度 2-1	SHEET 1	OF 1	REV C

Mouser Electronics

Authorized Distributor

Click to View Pricing, Inventory, Delivery & Lifecycle Information:

[TE Connectivity:](#)

[1-917809-2](#)