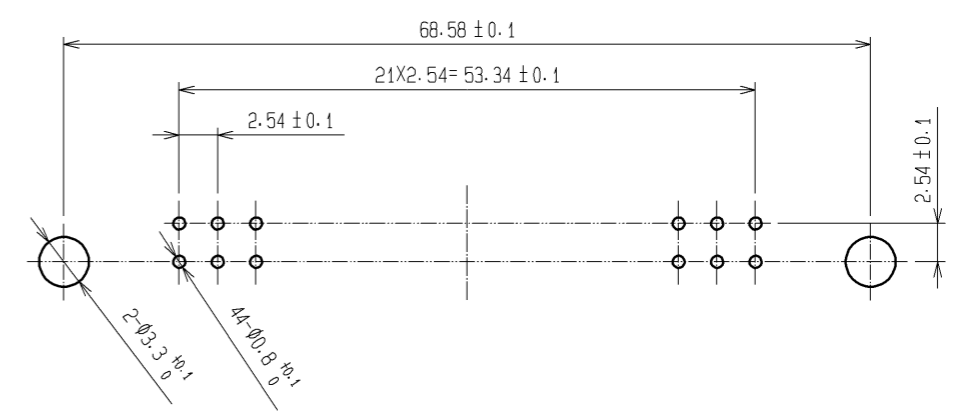
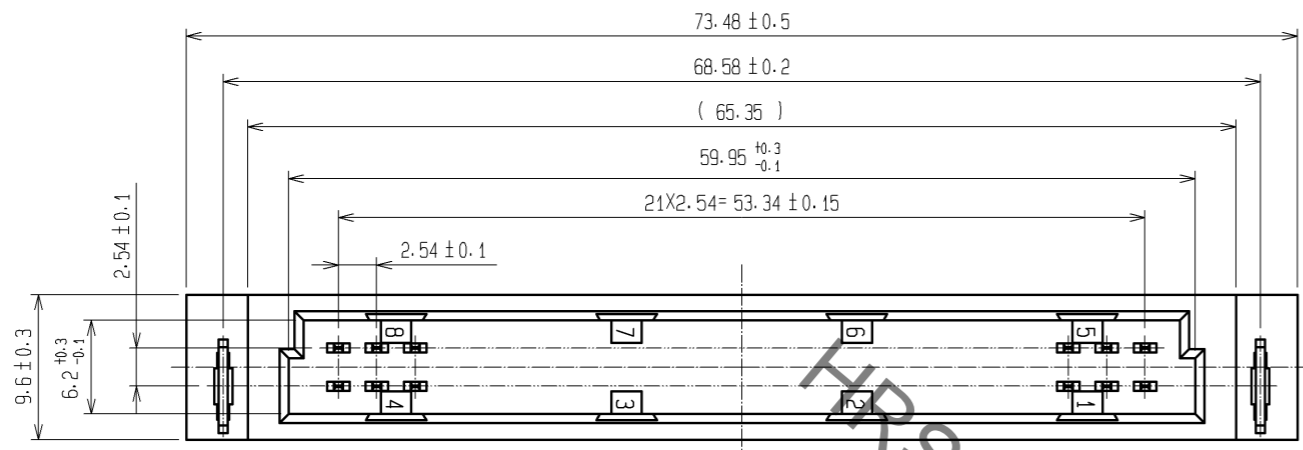
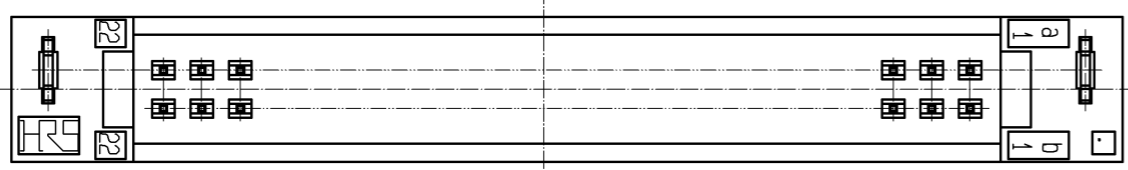
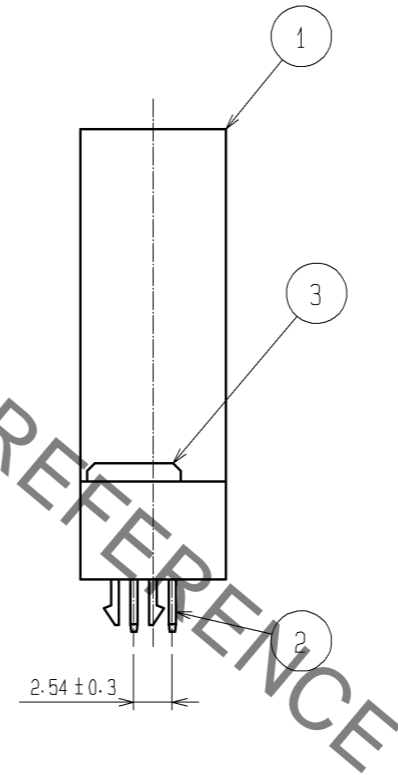
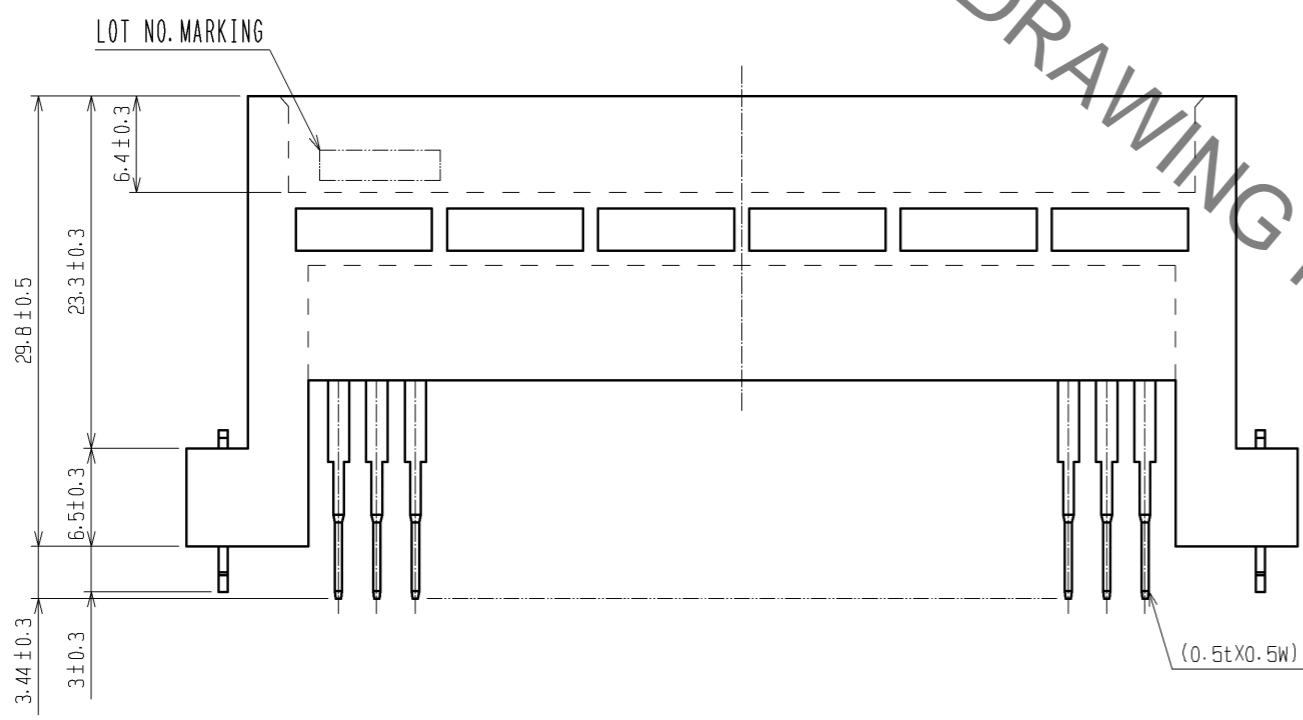


Jan.1.2022 Copyright 2022 HIROSE ELECTRIC CO., LTD. All Rights Reserved.
In case of consideration for using Automotive equipment / device which demand high reliability, kindly contact our sales window correspondents.



RECOMMENDED PC BOARD HOLE PATTERN(t=1.6±0.1)



2	BRASS	CONTACT AREA: Ni2.5 μm+Au0.2 μm DIP AREA: Ni2.5 μm+Sn2 μm					
1	PBT	GRAY UL94V-0	3	PHOSPHOR BRONZE	Ni1 μm+Sn1 μm		
NO.	MATERIAL	FINISH . REMARKS	NO.	MATERIAL	FINISH . REMARKS		
UNITS mm		SCALE 2 : 1	COUNT 	DESCRIPTION OF REVISIONS	DESIGNED	CHECKED	DATE
HRS HIROSE ELECTRIC CO., LTD.		APPROVED : KI. AKIYAMA 10.01.28	DRAWING NO. EDC3-019236-02				
		CHECKED : NH. SUGITA 10.01.28	PART NO. PCN10H-44P-2.54DSA(72)				
		DESIGNED : KJ. NISHIWAKI 10.01.28	CODE NO. CL583-0164-6-72				
		DRAWN : CR. TAKESHIMA 10.01.28	1/1				

Mouser Electronics

Authorized Distributor

Click to View Pricing, Inventory, Delivery & Lifecycle Information:

[Hirose Electric:](#)

[PCN10H-44P-2.54DSA\(72\)](#)