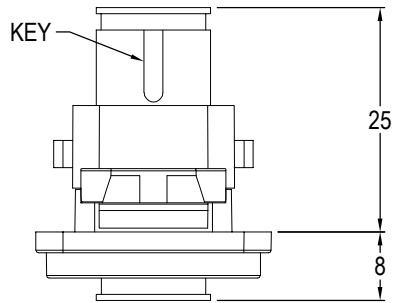
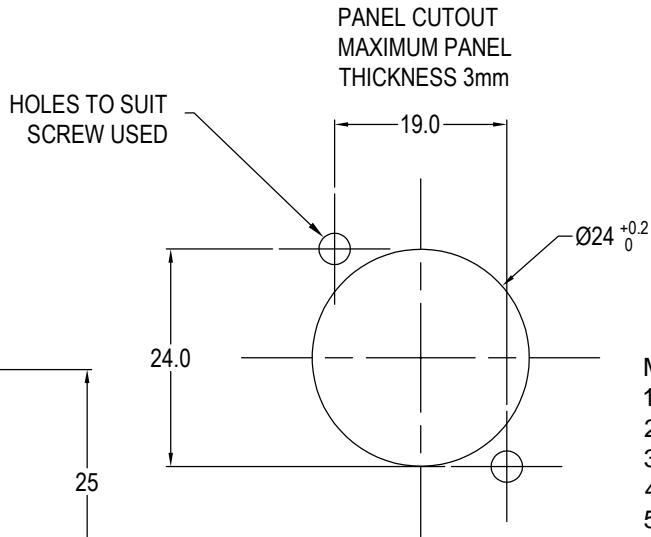



ISS.	AMEND	DATE
1	1st DRAWN	04/09/15
2	KEY NOTE + IMAGE	16/01/18
3	ADD M3 VARIANT	01/06/18



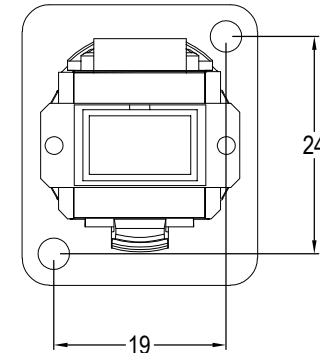
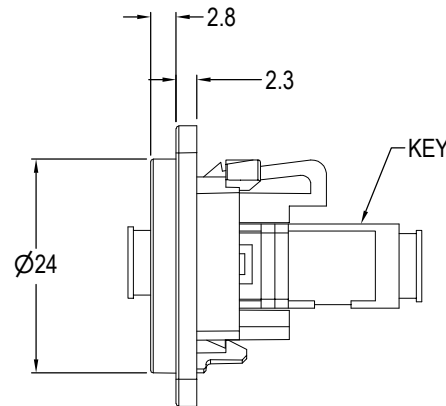
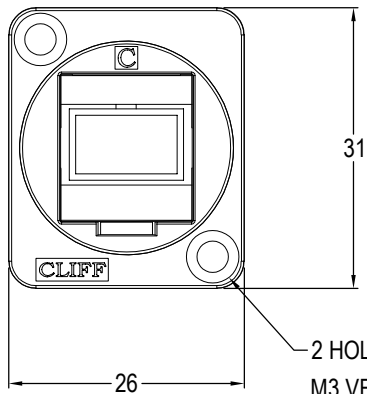
Material:

1. Coupler Body: ABS
2. Frame: Nickel plated zinc diecast
3. Sleeve: Ceramic
4. Dust Cover: ABS
5. Insert: ABS/PC

Notes:

1. Insertion Loss: $\leq 0.3\text{dB}$
2. Dust caps may vary

VARIANTS	
PART No.	HOLE DETAILS
CP30215M	HOLE $\text{Ø}3.50 \times \text{CSK } 82^\circ \times \text{Ø}5.85$
CP30215M3	M3 HOLES



RoHS
COMPLIANT

TOLERANCE
NO DEC. PLACE \pm
1 DEC. PLACE \pm
2 DEC. PLACE \pm
HOLE Ø \pm
ANGLES \pm
UNLESS
OTHERWISE STATED

DO NOT SCALE

Cliff Electronic Components Ltd.

76 Holmethorpe Avenue, Holmethorpe Industrial Estate,
Redhill, Surrey, RH1 2PF, England, UK
Tel: 01737-771375 Fax: 01737-766012 Website: www.cliffuk.co.uk

THE CONTENTS OF THIS DOCUMENT MUST NOT BE COPIED OR DISCLOSED
TO A 3rd PARTY WITHOUT WRITTEN PERMISSION OF CLIFF UK. © 2015

DIMENSIONS IN MILLIMETERS UNLESS OTHERWISE STATED. WORK TO DIMENSIONS. REMOVE ALL BURRS. IF IN DOUBT ASK.

3rd ANGLE PROJECTION:

MATERIAL: See Notes

FINISH: See Notes

DRAWN: D.P.J.

APPROVED: D.P.J.

TITLE: FT METAL SC SIMPLEX SM (BLUE) ADAPTOR

DRWG. No. **CP30215M**

FORM: A4DRWGI