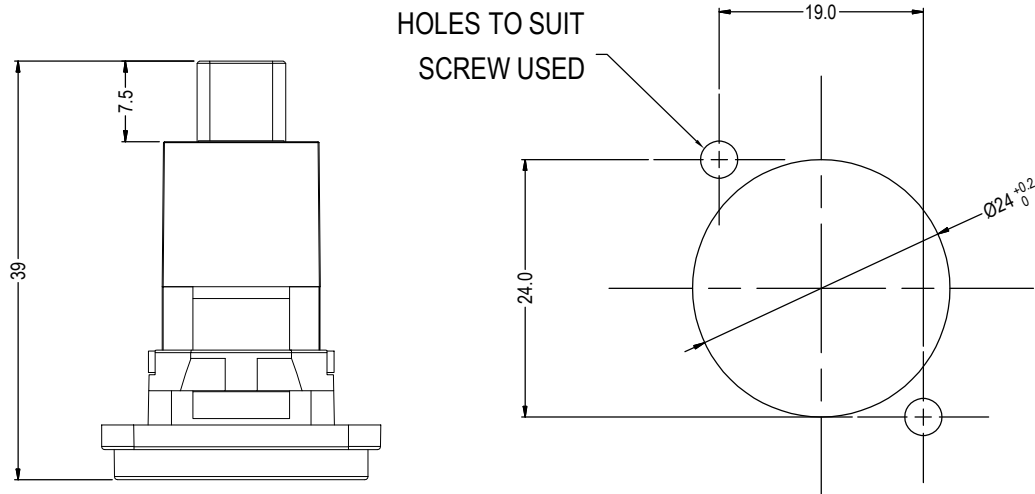


ISS.	AMEND	DATE
1	ISSUED	07/02/17
2	ADD M3 VARIANT	31/05/18

PANEL CUTOUT
MAXIMUM PANEL
THICKNESS 3mm



HOLES TO SUIT
SCREW USED



NOTES:

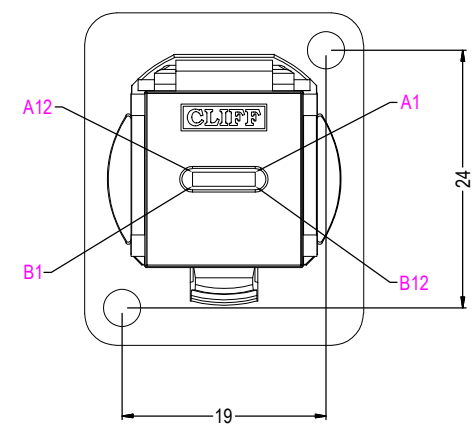
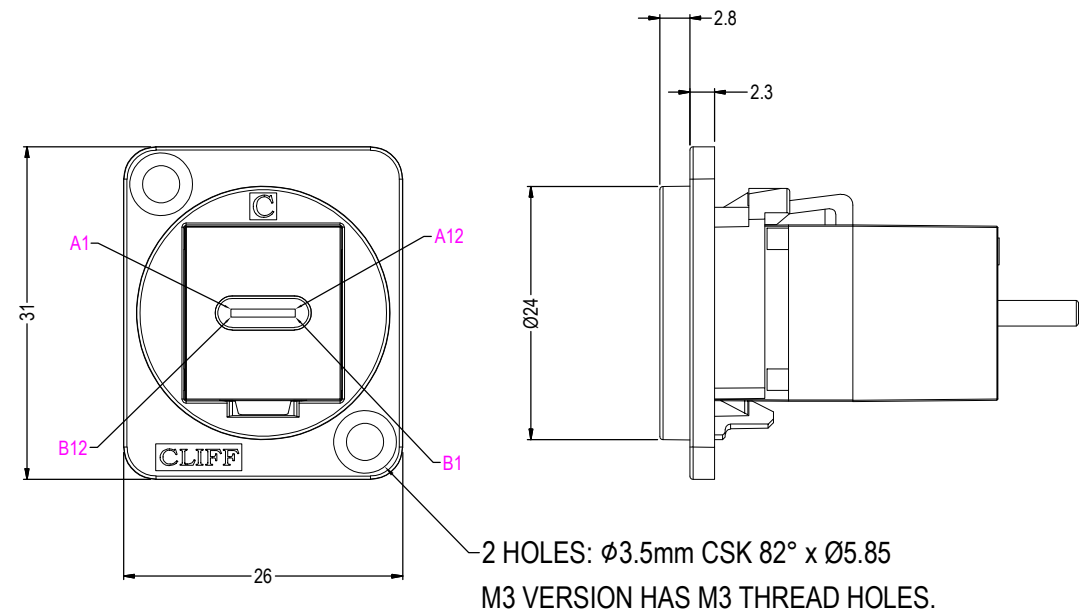
Receptacle to Plug connection:
A1 to A1, A2 to A2, A3 to A3 etc..
B1 to B1, B2 to B2, B3 to B3 etc..

Materials:
Frame: Diecast, Black
Insert: ABS - UL94 HB

USB-C Specification:

Maximum Rated Current - 3A
Maximum Working Voltage - 30V
Withstanding Voltage - 100V for 1 minute.
Contact Resistance - 40 Milli-ohms Max.
Insulation Resistance - 100 Mega-ohms Min.
Insulator Flammability Rating - UL-94V0
Insertion Life - 10,000 Cycles.

VARIANTS	
PART No.	HOLE DETAILS
CP30211MB	HOLE Ø3.50 x CSK 82° x Ø5.85
CP30211M3B	M3 HOLES



RoHS
COMPLIANT

TOLERANCE
NO DEC. PLACE ±
1 DEC. PLACE ±
2 DEC. PLACE ±
HOLE Ø ±
ANGLES ±
UNLESS OTHERWISE STATED

Cliff Electronic Components Ltd.
76 Holmethorpe Avenue, Holmethorpe Industrial Estate,
Redhill, Surrey, RH1 2PF, England, UK
Tel: 01737-771375 Fax: 01737-766012 Website: www.cliffuk.co.uk

DIMENSIONS IN MILLIMETERS UNLESS OTHERWISE STATED. WORK TO DIMENSIONS. REMOVE ALL BURRS. IF IN DOUBT ASK.

3rd ANGLE PROJECTION:

DO NOT SCALE

MATERIAL: SEE NOTES

TITLE: FT BLACK METAL USB-C (F-M)

FINISH: CLEAN

DRWG. No. **CP30211MB** FORM: A4DRWG

THE CONTENTS OF THIS DOCUMENT MUST NOT BE COPIED OR DISCLOSED TO A 3rd PARTY WITHOUT WRITTEN PERMISSION OF CLIFF UK. © 2017

DRAWN: D.P.J.

APPROVED: D.P.J.