

Professionally approved products.

Datasheet

Inline Solenoid Actuated Control Valves

RS Stock number 9076380



Value engineered high flow in-line valves

Compact and robust design

Low power energy efficient solenoids

Flexible in-line and manifold mounting options

TECHNICAL DATA

Medium:

Compressed air, filtered to 40 µm, lubricated or non-lubricated

Operation:

Softseal spool valve, solenoid and pilot actuated

Mounting:

In-line or sub-base

Port sizes:

G1/8 ... G1/2

Ambient temperature:

-5°C ... +60°C pilot models

-5°C ... +50°C solenoid models

Consult our Technical Service for use below +2°C.

Flow Characteristics:

Size	Function	U/min
1/8	3/2 & 5/2	480
1/8	5/3	270
1/4	3/2 & 5/2	1020
1/4	5/3	755
3/8	3/2 & 5/2	1705
3/8	5/3	1190
1/2	3/2 & 5/2	2480
1/2	5/3	1910

MATERIALS

Body/sub-base: die-cast aluminium alloy or aluminium alloy

Softseal spool: NBR/aluminium alloy

Mounting sheets/screws: steel

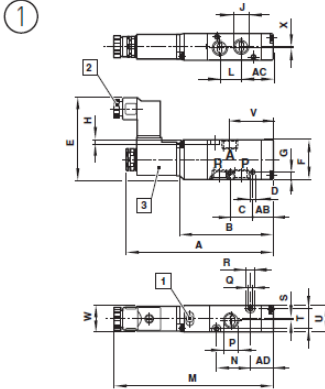
Springs: stainless steel

SOLENOID ACTUATED VALVES - internal pilot supply, push and turn manual override

RS Stock Number	Symbol	Function	Actuation	Port Size	Operating Pressure (bar)	Flow (U/min)	Drawing Number	Models
9076384		3/2	Sol/Air	G1/8	2...8	480	1	V50A413A-A2
9076393		3/2	Sol/Spring	G1/4	2...8	1020	2	V51B417A-A2
9076374		5/2	Sol/Air	G1/8	2...8	480	5	V50A513A-A2
9076387		5/2	Sol/Spring	G1/4	2...8	1020	6	V51B517A-A2
9076396		5/2	Sol/Spring	G1/2	2...8	2480	6	V53D517A-A2
9076378		5/2	Sol/Sol	G1/8	2...8	480	7	V50A511A-A2
9076380		5/2	Sol/Sol	G1/4	2...8	1020	8	V51B511A-A2
9076390		5/2	Sol/Sol	G1/2	2...8	2480	8	V53D511A-A2

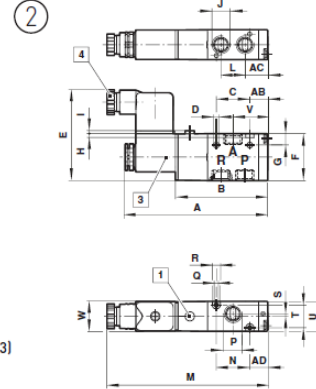
DIMENSIONS

3/2 Single solenoid pilot valve,
1/8" port
Air return



- 1 Manual override (Push and Turn)
- 2 Gland size Pg 7
- 3 Solenoid rotates 2 x 180° (V50), 4 x 90° (V51 ... V53)
- 4 Gland size Pg 9

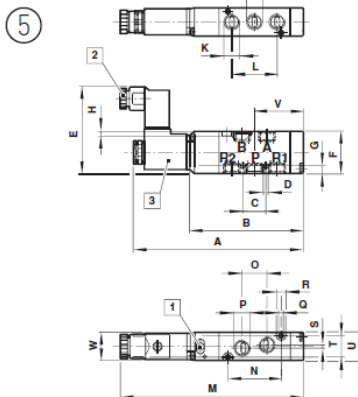
3/2 Single solenoid pilot valve,
1/4" ... 1/2" ports
Spring return



Series	Drawing no.	A	AB	AC	AD	B	C	D	E	F	G	H	I	J
V50	1	99,5	13,5	21,5	15,5	65	15	3,2	55,5	27	5	3	-	1/8"
V51	2	106,5	13,5	17	13,5	69	25	4,2	67	35	8,5	3	3	1/4"
V52	2	126,5	13	26	15	89	26	4,5	73	46,5	39,5	4	3	3/8"
V53	2	133	12,5	27	15	96	29	4,5	73	46,5	39,5	4	3	1/2"

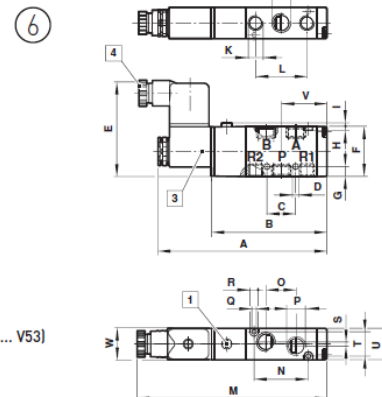
Series	Drawing no.	L	M	N	P	Q	R	S	T	U	V	W	X
V50	1	14,5	108	23	1/8"	3,2	6	1	13	18	29,5	16	0,5
V51	2	18	120	25	1/4"	3,2	6	2	17	22,5	26	22	-
V52	2	26	139,5	41	3/8"	4,5	8	-	23	30	41	22	-
V53	2	29	146	48	1/2"	4,2	8	2,5	23	30	40,5	22	-

5/2 Single solenoid pilot valve,
1/8" port
Air return



- 1 Manual override (Push and Turn)
- 2 Gland size Pg 7
- 3 Solenoid rotates 2 x 180° (V50), 4 x 90° (V51 ... V53)
- 4 Gland size Pg 9

5/2 Single solenoid pilot valve,
1/4" ... 1/2" ports
Spring return

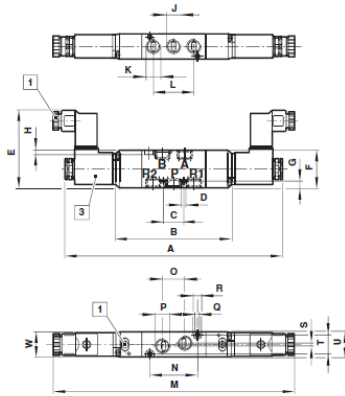


Series	Drawing no.	A	B	C	D	E	F	G	H	I	J	K	L
V50	5	110	76	14,5	3,2	54	27	5	3	-	1/8"	1/8"	29
V51	6	118,5	81	20	4,2	67	35	7	3	3	1/4"	1/8"	36
V52	6	145,5	108	26	5,5	73	46,5	4,5	4	3	3/8"	3/8"	52
V53	6	157	120	29	4,5	73	46,5	7	4	3	1/2"	1/2"	58

Series	Drawing no.	M	N	O	P	Q	R	S	T	U	V	W
V50	5	118,5	34	16	1/8"	3,2	6	2	13	18	32,5	16
V51	6	132	38	21	1/4"	3,2	6	3	17	22,5	32	22
V52	6	158,5	13	30	3/8"	4,5	8	-	23	30	45	22
V53	6	170	72	28	1/2"	4,2	8	4,5	23	30	51	22

5/2 Double solenoid pilot valve,
1/8" port

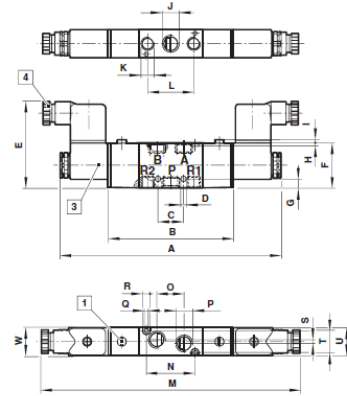
⑦



- 1 Manual override
(Push and Turn)
- 2 Gland size Pg 7
- 3 Solenoid rotates
2 x 180° (V50), 4 x 90° (V51 ... V53)
- 4 Gland size Pg 9

 5/2 Double solenoid pilot valve,
1/4" ... 1/2" ports

⑧



Series	Drawing no.	A	B	C	D	E	F	G	H	I	J	K	L
V50	7	155	87	14,5	3,2	55	27	5	3	-	1/8"	1/8"	29
V51	8	173	98	20	4,2	67	35	7	3	3	1/4"	1/8"	36
V52	8	201	126	26	5,5	73	46,5	4,5	4	3	3/8"	3/8"	52
V53	8	212	138	29	4,5	73	46,5	7	4	3	1/2"	1/2"	58
Series	Drawing no.	M	N	O	P	Q	R	S	T	U	W		
V50	7	172	34	16	1/8"	3,2	6	2	13	18	16		
V51	8	200	38	21	1/4"	3,2	6	3	17	22,5	22		
V52	8	228	13	30	3/8"	4,5	8	-	23	30	22		
V53	8	238	72	28	1/2"	4,2	8	4,5	23	30	22		