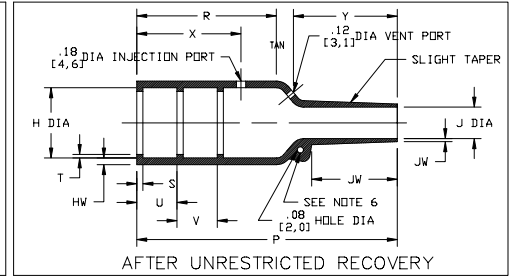
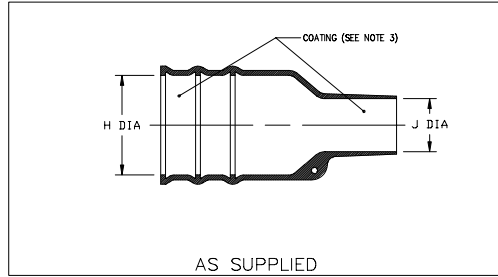


# Molded Parts Specification Control Drawing

Part Number : 202K1XX-100/XXX  
Description : Boot, Straight With Lips

## NOTES

- All dimensions are in  $\frac{\text{inches}}{\text{millimeters}}$
- Dimensions appearing in table are as follows:
  - a - As Supplied
  - b - After Unrestricted Recovery
- Coating is optional. As supplied dimensions appearing in table are for uncoated parts. When coating is added, entry diameters will be reduced by .06 max.
- Molding parts are optional. When -00 modification number is specified molding parts will be located as shown.
- On part number 202K121, molding port X will be 90° to molding port Y.
- If eyelet clip (000W212) is required with part then add CS-1858 to description (i.e. 202K121-3-0-CS-1858).



PART NUMBER	H		J		P ±10%	R ±10%	S ±10%	T ±10%	U ±10%	V ±10%	JO ±10%	HW ±20%	JW MIN	X ±20%	Y ±20%
	Min	Max	Min	Max											
	a	b	a	b											
202K121	.95 [24,0]	.41 [10,4]	.55 [14,0]	.22 [5,6]	1.50 [38,0]	.83 [21,0]	.12 [3,0]	.04 [1,0]	.47 [12,0]	N/A	.33 [8,5]	.06 [1,6]	.016 [0,41]	.94 [24,0]	.51 [13,0]
202K132	1.18 [30,0]	.56 [14,2]	.59 [15,0]	.23 [5,9]	2.17 [55,0]	1.26 [32,0]	.12 [3,0]	.04 [1,0]	.47 [12,0]	N/A	.45 [11,5]	.07 [1,8]	.032 [0,81]	.94 [24,0]	.71 [18,0]
202K142	1.22 [31,0]	.71 [18,0]	.71 [18,0]	.28 [7,1]	2.64 [67,0]	1.38 [35,0]	.12 [3,0]	.04 [1,0]	.79 [20,0]	N/A	.67 [17,0]	.07 [1,8]	.032 [0,81]	1.26 [32,0]	.98 [25,0]
202K153	1.42 [36,0]	.88 [22,4]	.83 [21,0]	.33 [8,4]	3.15 [80,0]	1.65 [42,0]	.12 [3,0]	.04 [1,0]	.79 [20,0]	N/A	.76 [19,5]	.08 [2,0]	.032 [0,81]	1.26 [32,0]	1.18 [30,0]
202K163	1.69 [43,0]	1.11 [28,2]	.98 [25,0]	.39 [9,9]	3.90 [99,0]	2.40 [61,0]	.12 [3,0]	.07 [1,7]	.79 [20,0]	.79 [20,0]	.82 [21,0]	.09 [2,2]	.032 [0,81]	2.05 [52,0]	1.18 [30,0]
202K174	2.05 [52,0]	1.38 [35,1]	1.54 [39,0]	.62 [15,7]	5.12 [130,0]	2.83 [72,0]	.12 [3,0]	.07 [1,7]	.79 [20,0]	.79 [20,0]	1.53 [39,0]	.13 [3,3]	.040 [1,02]	2.05 [52,0]	1.97 [50,0]
202K185	2.60 [66,0]	1.75 [44,5]	1.65 [42,0]	.66 [16,8]	6.69 [170,0]	3.54 [90,0]	.12 [3,0]	.08 [2,0]	.79 [20,0]	.79 [20,0]	2.02 [51,5]	.15 [3,8]	.064 [1,63]	2.05 [52,0]	2.76 [70,0]



TYCO ELECTRONICS  
307 CONSTITUTION DRIVE  
MENLO PARK, CALIFORNIA 94025

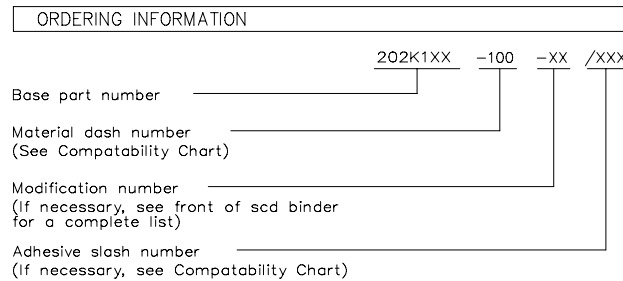
Revision : B  
Date : 3/03/03

Part Number : 202K1XX-100/XXX  
Description : Boot, Straight With Lips

# Molded Parts Specification Control Drawing

Part Number : 202K1XX-100/XXX  
Description : Boot, Straight with Lips

COMPATABILITY CHART					
MATERIAL DASH NO.	MATERIAL DESCRIPTION	RT SPEC	COATING SLASH NO.	COATING S NO.	COATING DESCRIPTION
-100	Polyolefin ZEROFLEX™ Semi-flexible	RT-1323	/180;/184	S-1030;S-1030/1	Adhesive



THIS DRAWING IS SUBJECT TO CHANGE WITHOUT NOTICE; CONSULT YOUR NEAREST FIELD REPRESENTATIVE FOR CURRENT REVISION

**If this document is printed it becomes uncontrolled.  
Check for the latest revision.**



TYCO ELECTRONICS  
307 CONSTITUTION DRIVE  
MENLO PARK, CALIFORNIA 94025

Revision : B  
Date : 3/03/03

Part Number : 202K1XX-100/XXX  
Description : Boot, Straight With Lips