THIS DRAWING IS A CONTROLLED DOCUMENT FOR AMP INCORPORATED. IT IS SUBJECT TO CHANGE AND THE CONTROLLING ENGINEERING ORGANIZATION SHOULD BE CONTACTED FOR THE LATEST REVISION.

LOC	DIST
J	—

REVISIONS 変更

P	LTR	DESCRIPTION	ECN	DATE	DWN	APVD
	B	REDRAWN	FJ00-0993-98	11,JUN,'98	T.Y	MS

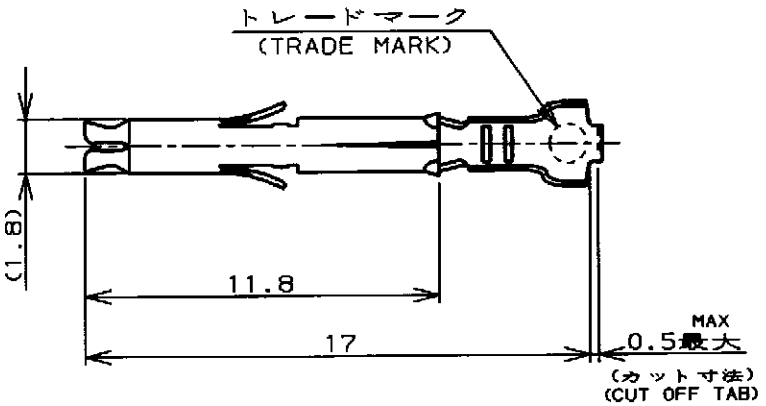

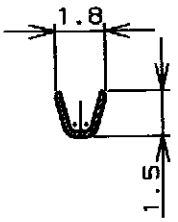

断面"A"-"A"
(SECT.)

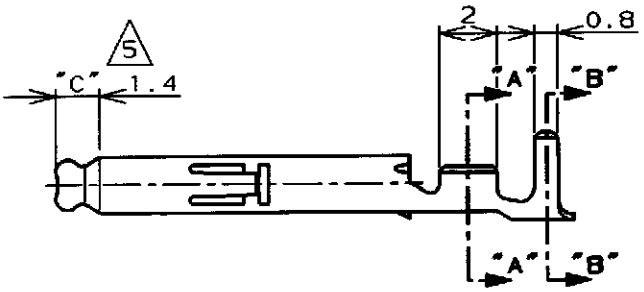

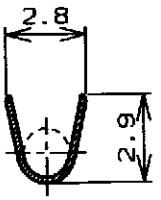

断面"B"-"B"
(SECT.)

注記;
1. 使用ハウジングはキャップ及びプラグ
2. 製品規格 108-5138
3. 取付適用規格 114-5050
4. 取扱い説明書 IS-105J
5. 全面ニッケルめっき上の領域"C"に 0.76μm最小の金めっきを施す。

NOTES;
1. APPLICABLE HOUSING : CAP AND PLUG.
2. PRODUCT SPECIFICATION 108-5138
3. APPLICATION SPECIFICATION 114-5050
4. INSTRUCTION SHEET IS-105J
5. SELECTIVE GOLD PLATED AREA "C" 0.76μm MIN THK OVER Ni PLATED.

嵌合相手型番 (MATING P/N)	材料・仕上 (MATERIAL - FINISH)	連鎖状端子型番 (STRIP P/N)	型番 (P/N)
	錫めっき付・燐青銅 (PRE-TIN PHOZ BRO)	-4	-4
	金めっき・黄銅 (GOLD PLATE - BRASS) 5	-3	-3
170359,170360 170363,170364	錫めっき付・黄銅 (PRE-TIN BRASS)	170361-1	170365-1

WIRE RANGE 抱合電線断面積: 0.12~0.35mm² (AWG #26~#22)
INSULATION DIA 被覆外径: 1.2~1.75mm

DIMENSIONS: 単位 mm
TOLERANCES UNLESS OTHERWISE SPECIFIED: 一般公差 ±0.4, ±1°0'

DWN T.Yamamoto 11,JUN,'98
CHK M.Shiraishi 15 JUN98
APVD M.Shiraishi 15 JUN98

MATERIAL 材料: 表参照 (SEE TABLE) 0.2t
FINISH 仕上: 表参照 (SEE TABLE)

PRODUCT SPEC 製品規格: 注記参照 (SEE NOTES) 2
APPLICATION SPEC 取付適用規格: 注記参照 (SEE NOTES) 3
WEIGHT —

AMP 日本エー・エム・ピー株式会社 Kawasaki, Japan

NAME 名称: ミニ ユニバーサル メイテン ロック ソケット コンタクト ばら状端子
MINI UNIVERSAL MATE-N-LOK SOCKET CONTACT LOOSE PIECE

SIZE	CAGE CODE	DRAWING NO 番号
A4	00779	C-170365

CUSTOMER DRAWING

SCALE 尺度 — | SHEET 1 OF 1 | REV B

THIS DRAWING IS UNPUBLISHED. © COPYRIGHT 19 BY AMP INCORPORATED. ALL RIGHTS RESERVED. RELEASED FOR PUBLICATION .19 .

参考図面