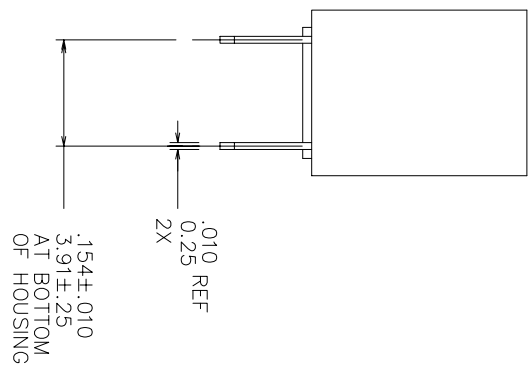
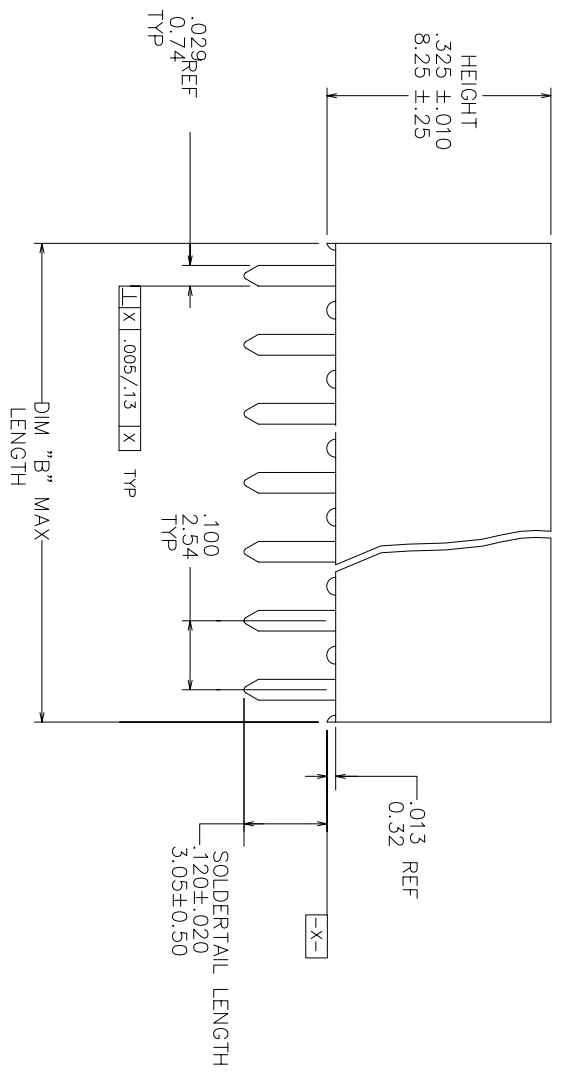
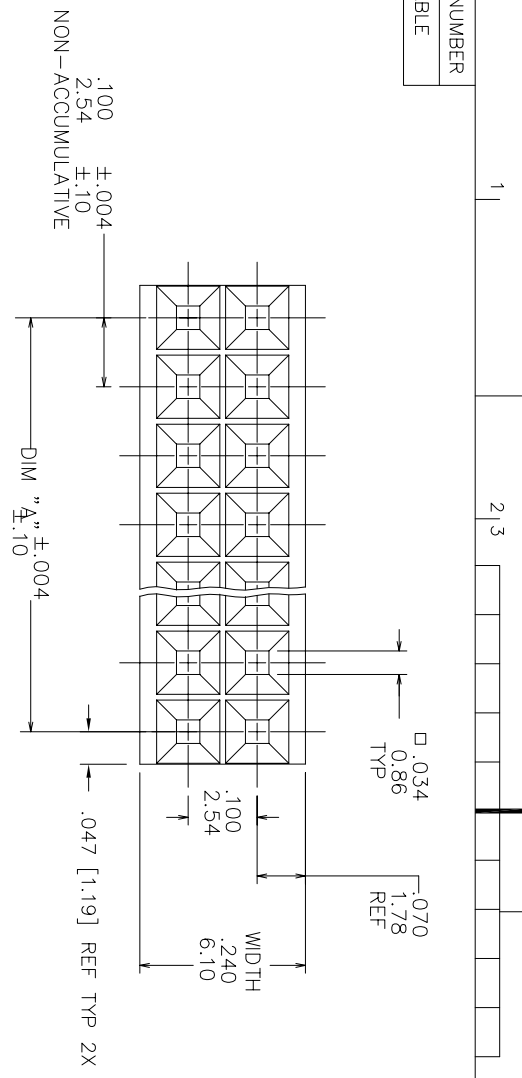


PRODUCT NUMBER
SEE TABLE



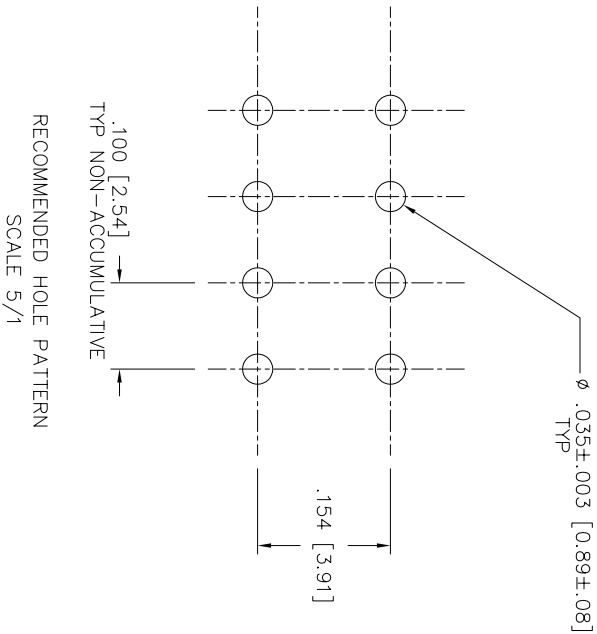
SOLDER TAIL LENGTH
-1.20 ±.020
3.05 ± 0.50

mat'l. code	surfrace	tolergrnce	projection	product family
	ISO 1302	ISO 406	ISO 1101	CARD CONN
lit	ecn no	ldr	date	tolerances unless otherwise specified
D	V23244	MRC	9/30/92	xxx.01/xxx.3
E	V70080	MDP	2/24/96	xxx.009/xxx.13
F	M05-0216	ERE	10/11/05	0° ± 2°
G	M05-0210	MHT	6/03/06	xxxx.000/xxxx.051
		dr	dr	engr
				W. CORNMAN
				9/30/92
				chr
				C. GINGRICH
				9/30/92
				pppd
				W. NORRHEV
				9/30/92
sheet	revision	G	G	G
index	sheet	1	2	3



product title
VERT. CARD CONNECTOR
1.54/3.91 CTR., DBL ROW
sheet 1 of 3 size
A3
type Product Customer Drawing

PRODUCT NUMBER
SEE TABLE



NOTES:

- ① HOUSING MATL: FILLED POLYESTER, FLAME RETARDANT PER UL 94V-0. COLOR : BLACK.
- ② TERMINAL MATERIAL AND PLATING:
BODY: BRASS .010/0.25 THICK
SPRING: Be-Cu, HEAT TREATED
BODY PLATING: 15u"/.38u Au OVER 50u"/1.27u Ni IN CONTACT AREA.
SPRING PLATING: Au FLASH
3. MARK FCI PART NUMBER AND DATE CODE LEGIBLE ON TUBE LABEL
4. APPLICATION INFORMATION:
A. RECOMMENDED MOUNTING HOLE PATTERN IS SHOWN IN DETAIL "A"
B. ALL MATING PINS TO BE .025/.64 SQ ON TRUE CENTER OF GIVEN TERMINAL SPACING WITHIN .015/.38.
C. SUGGESTED MATING PIN LENGTH .350±.020/8.89±0.51.
- ⑤ ADD "LF" SUFFIX AT THE END OF PART NUMBER FOR LEAD FREE OPTION.
6. THESE PRODUCTS MEET EUROPEAN UNION DIRECTIVES AND OTHER COUNTRY REGULATIONS AS DESCRIBED IN GS-22-008.
7. THIS PART WILL WITHSTAND EXPOSURE TO 260°C PEAK TEMPERATURE FOR 20 SECONDS IN WAVE SOLDER, INFRA-RED OR VAPOR PHASE SOLDER PROCESS.

mat'l. code	surface	tolerance	projection	product family
ISO 1302	ISO 406	ISO 1101	INCH/MM	CARD CONN
ISO 1101	tolerances unless otherwise specified	XXXX.0/XX.X3	scale 4:1	title
ISO 1101	angles	XXXX.0/XX.X3	INCH/MM	VERT. CARD CONNECTOR
ISO 1101	in/eDr	XXXX.000/XXXX.001	scale 4:1	.154/3.91 CTR., DBL ROW
ISO 1101	0°±2°	XXXX.0/XX.X3	scale 4:1	dwg no
ISO 1101	dr	M. CORNMAN 9/30/92	scale 4:1	65936
ISO 1101	engr	W. NORTHEY 9/30/92	scale 4:1	sheet 2 of 3
ISO 1101	chr	C.GINGRICH 9/30/92	scale 4:1	size
ISO 1101	pppd	W. NORTHEY 9/30/92	scale 4:1	A3
ISO 1101	sheet	revision	scale 4:1	type
ISO 1101	index	sheet	scale 4:1	Product Customer Drawing

PRODUCT NO	SIZE	DIM A	DIM B MAX	LEAD FREE OPTION
UNASSIGNED				
65936-001				
-002	2 X 2	.100/2.54	.200/5.08	NOTE 5
-003	2 X 3	.200/5.08	.300/7.62	
-004	2 X 4	.300/7.62	.400/10.16	
-005	2 X 5	.400/10.16	.500/12.70	
-006	2 X 6	.500/12.70	.600/15.24	
-007	2 X 7	.600/15.24	.700/17.78	
-008	2 X 8	.700/17.78	.800/20.32	
-009	2 X 9	.800/20.32	.900/22.86	
-010	2 X 10	.900/22.86	1.000/25.40	
-011	2 X 11	1.000/25.40	1.100/27.94	
-012	2 X 12	1.100/27.94	1.200/30.48	
-013	2 X 13	1.200/30.48	1.300/33.02	
-014	2 X 14	1.300/33.02	1.400/35.56	
-015	2 X 15	1.400/35.56	1.500/38.10	
-016	2 X 16	1.500/38.10	1.600/40.64	
-017	2 X 17	1.600/40.64	1.700/43.18	
-018	2 X 18	1.700/43.18	1.800/45.72	
-019	2 X 19	1.800/45.72	1.900/48.26	
-020	2 X 20	1.900/48.26	2.000/50.80	
-021	2 X 21	2.000/50.80	2.100/53.34	
-022	2 X 22	2.100/53.34	2.200/55.88	
-023	2 X 23	2.200/55.88	2.300/58.42	
-024	2 X 24	2.300/58.42	2.400/60.96	
-025	2 X 25	2.400/60.96	2.500/63.50	
-026	2 X 26	2.500/63.50	2.600/66.04	
-027	2 X 27	2.600/66.04	2.700/68.58	
65936-028	2 X 28	2.700/68.58	2.800/71.12	

PRODUCT NO	SIZE	DIM A	DIM B MAX	LEAD FREE OPTION
65936-029	2 X 29	2.800/71.12	2.900/73.66	NOTE 5
-030	2 X 30	2.900/73.66	3.000/76.20	
-031	2 X 31	3.000/76.20	3.100/78.74	
-032	2 X 32	3.100/78.74	3.200/81.28	
-033	2 X 33	3.200/81.28	3.300/83.82	
-034	2 X 34	3.300/83.82	3.400/86.36	
-035	2 X 35	3.400/86.36	3.500/88.90	
65936-036	2 X 36	3.500/88.90	3.600/91.44	

mat'l. code	surface	tolerance	projection	product family
	ISO 1302	ISO 406		CARD CONN
lit ecn no dr	tolerances unless otherwise specified		INCH/MM	title
G	angles	xxxx.0/xx.x3	scale 4:1	VERT. CARD CONNECTOR
	in eor	xxxx.000/xxxx.001		.154/3.91 CTR., DBL ROW
	dr	W. CORNHAN		sheet 3 of 3 size
	engr	W. NORTHEY		65936
	chr	C.GINGRICH		A3
	opppd	W. NORTHEY		Product Customer Drawing
sheet	revision			
index	sheet			