

3.5" Quick Mount HMI/Controller: LT4201M Series



**TouchPanel
Operation**



3.5 inch TFT Color LCD
Fan-less, Diskless Quick Mount HMI/Controller

DC24Vdc

QVGA

3.5-inch

LT4201M

Model: PFXMLM4201TADAC, PFXMLM4201TADAK, PFXMLM4201TADDC, PFXMLM4201TADDK



Powered by
GP-Pro EX









Features:

- 65,536 color, LED backlit TFT color LCD Display
- Separate Front and Rear Module all for quick installation in 22mm hole
- 64-bit RISC CPU for ultra-fast screen refresh and communication
- No grid analog touch panel for improved visibility and precise part placement
- Supports a large selection of Serial or Ethernet protocols (Set up to 4 Ethernet or 3 Ethernet and 1 serial protocol.)
- USB Interfaces can be used for project transfer and to connect BCR scanners, printers, and memory devices.
- Programmed with the versatile GP-Pro EX Screen Development Software
- Multiple Mounting Options Available

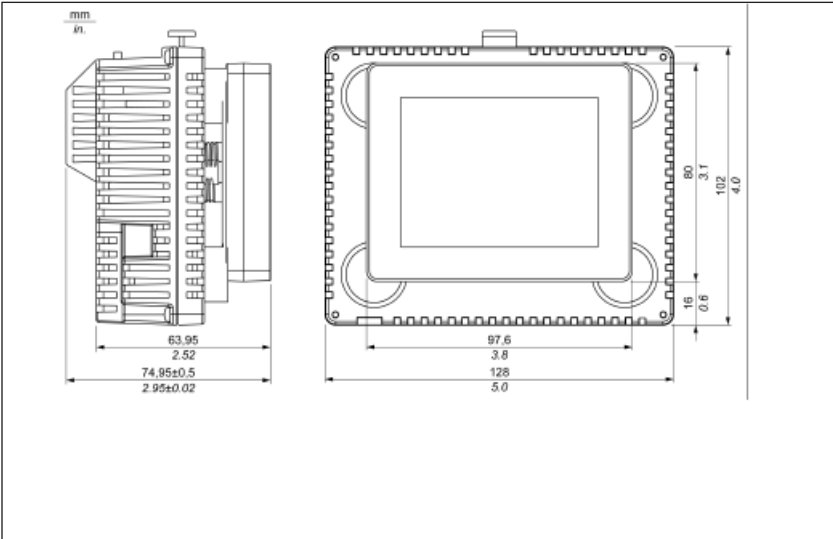
Specifications

	LT-4201TM (type AIO)	LT-4201TM (type DIO)
Model	LT-4201TM (type AIO)	LT-4201TM (type DIO)
Order Numbers	PFXMLM4201TADAC (Source) PFXMLM4201TADAK (Sink)	PFXMLM4201TADDC (Source) PFXMLM4201TADDK (Sink)
Display	Size and Type	3.5" TFT Color LCD
	Colors	65536 colors
	Resolution	320 x 240 pixels (QVGA)
	Brightness Adjustment	16 levels of adjustment available via touch panel in the Configuration menu
	Backlight	White LED adjustable on/off control
	Area	W 70.56 x H 52.92 mm [W 2.78 x H 2.08 in]
	Touch Panel	Resistive Film (Analog) 1024 x 1024 pixels
Memory	Application	16MB FLASH EPROM (Capacity available for user application)
	Data Backup	128KB nvSRAM
	Logic Program Area	132KB FLASH EPROM (equivalent to 15,000steps)
Interfaces	Serial (COM1)	x1 RS232C / RS485 (RJ45)
	Ethernet	x1 10/100BASE-T
	USB	x 1 (USB 2.0 Type A), x1 (USB 2.0 Mini-B)
	CANOpen	CANopen master (Sub-D9) (supported 2014)
Built in DIO (Input)	12 points (configurable 2 x High Speed counter/ Pulse catch or 1 Up/Down High Speed Counter)	20 points (configurable 2 x High Speed counter/ Pulse catch or 1 Up/Down High Speed Counter)
Built in DIO (Output)	8 points (configurable 2 x PWM/Pulse)	12 points (configurable 2 x PWM/Pulse)
Built in AIO (Input)	4 points (Voltage/Current x2 - Temperature input x2 included)	0 points
Built in AIO (Output)	2 points (Voltage/Current x2)	0 points
Clock	Battery backed clock	

General Specifications

	PFXMLM4201TADAC (Source) PFXMLM4201TADAK (Sink)	PFXMLM4201TADDC (Source) PFXMLM4201TADDK (Sink)	
Model	PFXMLM4201TADAC (Source) PFXMLM4201TADAK (Sink)	PFXMLM4201TADDC (Source) PFXMLM4201TADDK (Sink)	
Electrical	Input Voltage Limits	24Vdc	
	Rated Voltage	20.4Vdc to 28.8Vdc	
	Power Consumption	≤ 12 W	≤ 9W
Environmental	Ambient Operating Temp	Horizontal Installation	0...50 °C (32...122 °F)
		Vertical Installation	0...40 °C (32...104 °F)
	Storage Temperature	- 20...60 °C (- 4...140 °F)	
	Relative Humidity	5...85% w/o condensation (non-condensing, wet bulb temperature 39 °C (102.2 °F) or less)	
	Altitude Operation	0...2,000 m (0...6,560 ft)	
	Vibration & Shock Resistance	Mounted on a DIN rail	3.5 mm (0.138 in.) fixed amplitude from 5...8.4 Hz 9.8 m/s ² (1 gn) fixed acceleration from 8.4...150 Hz
Mounted on a panel		3.5 mm (0.138 in.) fixed amplitude from 5...8.6 Hz 9.8 m/s ² (1 gn) fixed acceleration from 8.6...150 Hz	
Structural	Ratings	Front module IP65f, NEMA Type 4x, rear module IP20	
	Certifications	CE,, UL Listed, RoHS, GOST, DNV-GL, ATEX, IECEx	
	Cooling Method	Natural Air Circulation	
	Weight	LT-4201TM (Modular Type Analog): 531 g (18.73 oz)	LT-4201TM (Modular Type DIO): 496 g (17.49 oz)
	Warranty	Two year standard	

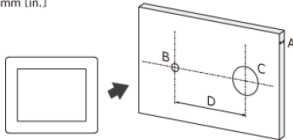
LT4201M External Dimensions



LT4201M Cut-Out Dimensions

Unit: MM (in)

Unit : mm [in.]



A	B	C	D
1.5 to 6	4.00	22.50	30.00
[0.06 to 0.23]	[0.15]	[0.88]	[1.18]

* If rotating torque acted on a display module is 2.5 N.m (22.12 in-lb) or more, use an anti-rotation tee which is supplied with a LT unit. The anti-rotation tee supports up to 6 N.m (53.10 in-lb).

Software Compatibility




Powered By
Screen Editor
GP-Pro EX
HMI Development Software
(Version 3.12 or newer)

Ordering Information

Part Number	Description
PFXLM4201TADAC (Source)	3.5" TFT, 1 Serial, 2 USB, Ethernet, 22mm Quick Mount, 24Vdc, Analog, Source
PFXLM4201TADAK (Sink)	3.5" TFT, 1 Serial, 2 USB, Ethernet, 22mm Quick Mount, 24Vdc, Analog, Sink
PFXLM4201TADDC (Source)	3.5" TFT, 1 Serial, 2 USB, Ethernet, 22mm Quick Mount, 24Vdc, Source
PFXLM4201TADDK (Sink)	3.5" TFT, 1 Serial, 2 USB, Ethernet, 22mm Quick Mount, 24Vdc, Sink

Optional Items

Part Number	Product Name
EX-ED-Vxx	GP-Pro EX Development Software (download version), xx refers to current version
EX-ED-Vxx-DVD	GP-Pro EX Development Software (download version + DVD backup media), xx refers to current version
PFZXMADSM31	Display module / rear module separation cable (3m)
PFZXMADSM51	Display module / rear module separation cable (5m)
PFZLMCBJR21	Cable for RS-232C connection between various hosts and the LT4000M (RJ45 Type) -open leads
PFZLMCBJR81	Cable for RS-485 connection between various hosts and the LT4000M (RJ45 Type) -open leads
PFXLM4B01DAC	LT4000M Analog model Rear Module - Source
PFXLM4B01DAK	LT4000M Analog model Rear Module - Sink
PFXLM4B01DDC	LT4000M DIO model Rear Module - Source
PFXLM4B01DDK	LT4000M DIO model Rear Module - Sink
PFXXM4200TP	3.5" Display Module
PFXXM4300TP	5.7" Display Module
PFZLMCNI01	DIO Connector set for LT4000M
PFZXMADSA1	Rear Module DIN Rail Adapter for LT4000M
GP377-GP4000M-AT00	Panel cutout adapter for mounting LT4000M Series in cutout of GP-330*T/S/L, ST-330*T/S/B/W, GP-230*T/S/L, GP377, GP370
GP37W2-GP4000M-AT00	Panel cutout adapter for mounting GP4000M Series, LT4000M Series in cutout of GP37W2, LT(GLC150)



Pro-face America
Phone: 734.477.0600
Fax: 734.864.7347
www.profaceamerica.com

Customer Service Hotline: 800.289.9266

For more information
ACCESS www.profaceamerica.com

Pro-face
for the best interface



California Proposition 65 Warning—Lead and Lead Compounds

Advertencia de la Proposición 65 de California—Plomo y compuestos de plomo

Avertissement concernant la Proposition 65 de Californie—Plomb et composés de plomb

⚠ WARNING: This product can expose you to chemicals including lead and lead compounds, which are known to the State of California to cause cancer and birth defects or other reproductive harm. For more information go to: www.P65Warnings.ca.gov.

⚠ ADVERTENCIA: Este producto puede exponerle a químicos incluyendo plomo y compuestos de plomo, que es (son) conocido(s) por el Estado de California como causante(s) de cáncer y defectos de nacimiento u otros daños reproductivos. Para mayor información, visite : www.P65Warnings.ca.gov.

⚠ AVERTISSEMENT: Ce produit peut vous exposer à des agents chimiques, y compris plomb et composés de plomb, identifiés par l'État de Californie comme pouvant causer le cancer et des malformations congénitales ou autres troubles de l'appareil reproducteur. Pour de plus amples informations, prière de consulter: www.P65Warnings.ca.gov.

All trademarks are the property of Schneider Electric SE, its subsidiaries, and affiliated companies.

Schneider Electric USA, Inc.
800 Federal Street
Andover, MA 01810 USA
888-778-2733
www.schneider-electric.us

Todas las marcas comerciales son propiedad de Schneider Electric SE, sus filiales y compañías afiliadas.

Importado en México por:
Schneider Electric México, S.A. de C.V.
Av. Ejercito Nacional No. 904
Col. Palmas, Polanco 11560 México, D.F.
55-5804-5000
www.schneider-electric.com.mx

Toutes les marques commerciales sont la propriété de Schneider Electric SE, ses filiales et compagnies affiliées.

Schneider Electric Canada, Inc.
5985 McLaughlin Road
Mississauga, ON L5R 1B8 Canada
800-565-6699
www.schneider-electric.ca