

Series 804 Push-Pull Mighty Mouse Receptacle Connector

804-003 and 804-004 Ordering Information



Series 804



In-Line



Rear Panel Mount Jam Nut



Front Panel Mount Jam Nut

Integral Band Platform

for direct attachment of a cable shield. Install a boot, or overmold directly onto the band platform. Or, choose an accessory thread for attaching strain reliefs and backshells.

Watertight, Shielded

O-ring inside the receptacle provides a dynamic seal when mated. Gold-plated spring provides secure mechanical retention and low shell-to-shell resistance for excellent EMI shielding.

Three Shell Styles

Jam nut with O-ring for front or rear panel mounting, or in-line receptacles for free-hanging cables.

How To Order						
Sample Part Number	804-003	-01	M	7-10	P	
Series (See Table I)	804-003 = Receptacle with Banding Platform 804-004 = Receptacle with Accessory Thread					
Shell Style (See Table II)	-00 = Front Panel Mount Jam Nut (See Table V) -01 = In-Line -07 = Rear Panel Mount Jam Nut (See Table IV)					
Shell Material and Finish	C = Aluminum / Black Anodize (Non-Conductive); RoHS Compliant M = Aluminum / Electroless Nickel; RoHS Compliant MT = Aluminum / Nickel-PTFE RoHS Compliant NF = Aluminum / Cadmium with Olive Drab Chromate ZNU = Aluminum / Zinc-Nickel with Black Chromate Z1 = Stainless Steel / Passivated; RoHS Compliant					
Shell Size - Insert Arrangement	See Contact Arrangements Page G-2					
Contact Type	Connector supplied without contacts A = Pin, Crimp B = Socket, Crimp		Connector supplied Crimp contacts P = Pin Connector S = Socket Connector		Connector Supplied with 30 AWG Crimp Barrel G = Pin, Crimp H = Socket, Crimp	
Connectors with contacts are supplied with signal and/or power crimp contacts. These contacts are not installed. Coaxial contacts and non-standard signal contacts are ordered separately.						
Shell Key Positions (See Table III)	Omit = Single Master Key A = Normal B = Pos. B C = Pos. C D = Pos. D E = Pos. E F = Pos. F					

G

Table I: Series	
804-003 Receptacle with Banding Platform	804-004 Receptacle with Accessory Thread

Table II: Shell Style		
-00 Jam Nut for Front Panel Mounting	-01 In-Line for Free-Hanging Cable	-07 Jam Nut for Rear Panel Mounting

Dimensions in Inches (millimeters) are subject to change without notice.

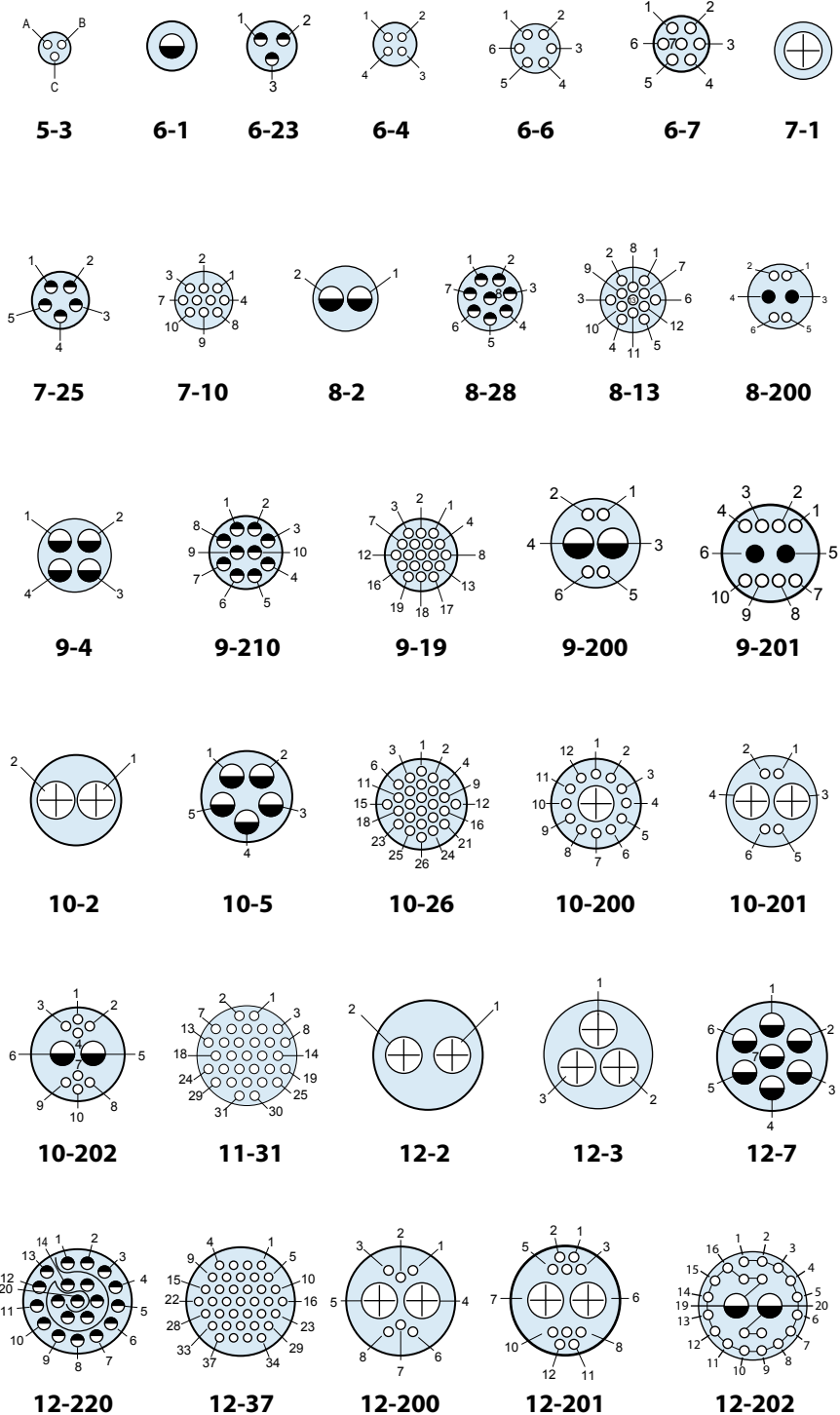


Series 804 Push-Pull Mighty Mouse Quick-Disconnect Connectors

Contact Arrangements

Contact Arrangements					
Contact Arr.	No. of Contacts				
	#23	#20	#20HD	#16	#12*
5-3	3				
6-1				1	
6-4	4				
6-6	6				
6-7	7				
6-23			3		
7-1					1
7-25			5		
7-10	10				
8-2				2	
8-28			8		
8-13	13				
8-200	4	2			
9-4				4	
9-210			10		
9-19	19				
9-200	4			2	
9-201	8	2			
10-2					2
10-5				5	
10-26	26				
10-200	12				1
10-201	4				2
10-202	8			2	
11-31	31				
12-2					2
12-3					3
12-7				7	
12-220			20		
12-37	37				
12-200	6				2
12-201	10				2
12-202	20			2	

Mating Face View of Pin Connector (socket connector numbers are reversed)



*All arrangements with #12 contacts available with keyed Twinax contacts. Use mode code -688

Contact Legend

#23○ #20HD● #20● #16— #12⊕

Dimensions in Inches (millimeters) are subject to change without notice.

Series 804 Push-Pull Mighty Mouse Quick-Disconnect Connectors Contact Arrangements

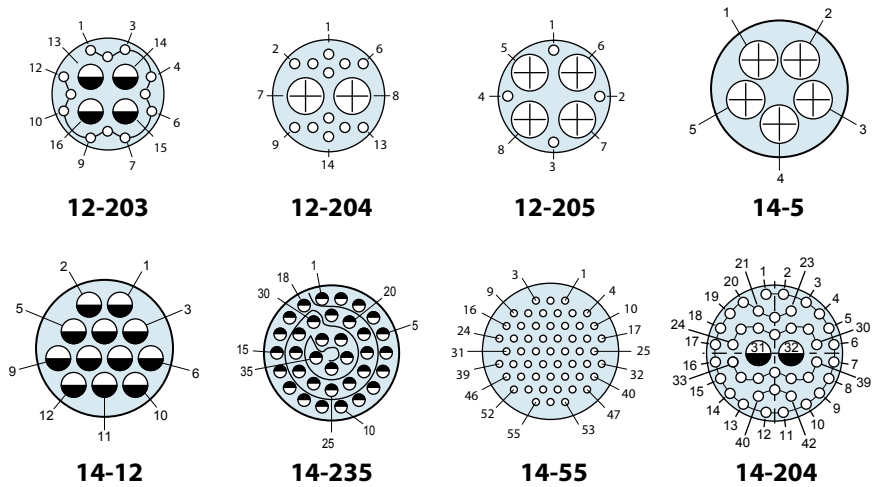


Series 804

Contact Arrangements					
Contact Arr.	No. of Contacts				
	#23	#20	#20HD	#16	#12*
12-203	12			4	
12-204	12			2	
12-205	4				4
14-5					5
14-12				12	
14-235			35		
14-204	40			2	
14-205	32			4	
14-206	34				2
14-207	20				4
14-55	55				

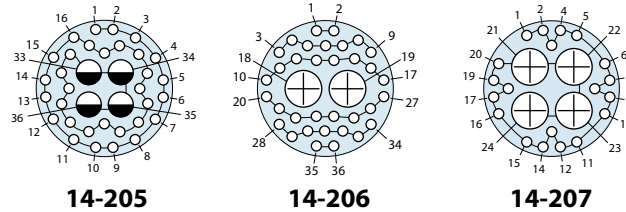
*All arrangements with #12 contacts available with keyed Twinax contacts. Use mode code -688

Mating Face View of Pin Connector (socket connector numbers are reversed)



Contact Legend

#23° #20HD● #20● #16● #12⊕



Alternate Key Positions		
	Plug	Receptacle
Pos.	A°	B°
A	150°	210°
B	75°	210°
C	95°	230°
D	140°	275°
E	75°	275°
F	95°	210°

Series 804 Demate Force		
Layout	Average Force	
	Pounds	Newtons
5-3	11	48
6-4	11	48
6-7	12	51
7-10	12	54
8-13	13	56
9-19	14	62
10-26	16	68
12-37	18	78
14-55	21	94

Dimensions in Inches (millimeters) are subject to change without notice.

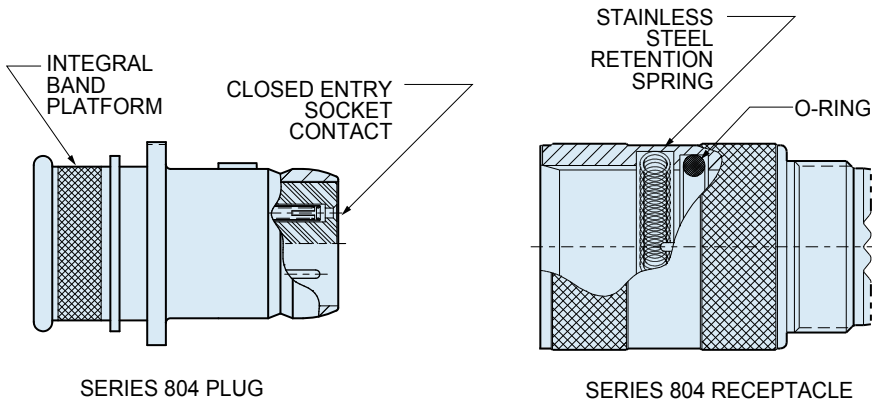


Series 804 Push-Pull Mighty Mouse Quick-Disconnect Connectors

General Information



Series 804



- Push-to-Mate, Pull-to-Unmate
- Gold-Plated tainless Steel Spring
- Crimp Rear Release Contacts
- Integral Band Platform
- Available with Size #12, #16, #20, #20HD and #23 Contacts
- Environmentally Sealed

Series 804 Quick-Disconnect Offers Environmental Sealing and Rugged Design in a Lightweight, Push-Pull Package

Ideal for breakaway connections, the Series 804 QDC connector features a stainless steel spring in the receptacle and a detent on the plug body. Used for headsets, radios, weapons and other applications, the QDC Mighty Mouse meets immersion requirements and provides excellent durability. The gold-plated spring provides low shell-to-shell resistance for excellent EMI shielding. A fluorosilicone o-ring provides a watertight seal when mated.



Specifications	
Current Rating	#23-5 A, 20HD-7.5 A, #16-13 A, #12-23 A
Dielectric Withstanding Voltage	#23-750 VAC, #20HD-1000 VAC, #12 and #16-1800 VAC
Insulation Resistance	5000 megohms minimum
Operating Temperature	-65° C. to +175° C.
Shock	300 g.
Vibration	37 g.
Shielding Effectiveness ⁽¹⁾	60 dB minimum from 100MHz to 1000MHz.
Durability	2000 mating cycles
1. Tested with electroless nickel plating See Series 80 General Information for complete performance specs.	

Materials and Finishes	
Shells, Jam Nuts	Aluminum alloy or stainless steel
Contacts	Copper alloy, 50 µlnc gold plated
Insulators	Liquid crystal polymer (LCP)
Contact Retention Clip	Beryllium copper alloy
Seal, O-rings, Grommet	Fluorosilicone rubber
Spring	Gold plated stainless steel
See Series 80 General Information for complete material and finish specs.	

Dimensions in Inches (millimeters) are subject to change without notice.

Mouser Electronics

Authorized Distributor

Click to View Pricing, Inventory, Delivery & Lifecycle Information:

Glenair:

[804-003-00NF15-14P](#) [804-003-07NF15-14P](#) [804-003-00NF9-19PB](#) [804-003-01ZNU12-37S](#) [804-003-01ZNU6-7PA](#)
[804-003-01ZNU9-19PA](#) [804-003-07M10-201SA](#) [804-003-07M12-220SA](#) [804-004-01M10-26SA](#) [804-004-01M6-4PA](#)
[804-003-01NF6-7S](#) [804-003-00M6-7P](#) [804-003-00M6-7S](#) [804-003-00M7-10S](#) [804-003-00M8-13S](#) [804-003-01M10-](#)
[26S](#) [804-003-01M5-3S](#) [804-003-01M6-7S](#) [804-003-01M7-10S](#) [804-003-01M8-13S](#) [804-003-01M9-19S](#) [804-003-](#)
[01NF5-3P](#) [804-003-01ZNU10-26P](#) [804-003-01ZNU6-7P](#) [804-003-01ZNU7-10P](#) [804-003-01ZNU8-13P](#) [804-003-](#)
[01ZNU9-19P](#) [804-003-07M10-26S](#) [804-003-07M12-37S](#) [804-003-07M14-55S](#) [804-003-07M15-85S](#) [804-003-07M5-3S](#)
[804-003-07M6-7S](#) [804-003-07M7-10S](#) [804-003-07M8-13S](#) [804-003-07M9-19S](#) [804-003-07ZNU10-26P](#) [804-003-](#)
[07ZNU5-3P](#) [804-003-07ZNU6-7P](#) [804-003-07ZNU7-10P](#) [804-003-07ZNU8-13P](#) [804-003-07ZNU9-19P](#) [804-003-](#)
[00M10-26P](#) [804-003-00M10-26S](#) [804-003-00M12-2P](#) [804-003-00M12-2S](#) [804-003-00M12-37P](#) [804-003-00M12-37S](#)
[804-003-00M15-85P](#) [804-003-00M5-3P](#) [804-003-00M5-3S](#) [804-003-00M6-1P](#) [804-003-00M6-4P](#) [804-003-00M6-4S](#)
[804-003-00M8-13P](#) [804-003-00M9-19P](#) [804-003-00ZNU10-26P](#) [804-003-00ZNU10-26S](#) [804-003-00ZNU12-2P](#) [804-](#)
[003-00ZNU12-2S](#) [804-003-00ZNU12-37P](#) [804-003-00ZNU14-55P](#) [804-003-00ZNU14-55S](#) [804-003-00ZNU5-3S](#) [804-](#)
[003-00ZNU6-1P](#) [804-003-00ZNU6-1S](#) [804-003-00ZNU6-4P](#) [804-003-00ZNU6-4S](#) [804-003-00ZNU6-7P](#) [804-003-](#)
[00ZNU6-7S](#) [804-003-00ZNU7-10P](#) [804-003-00ZNU8-13P](#) [804-003-00ZNU8-13S](#) [804-003-00ZNU9-19P](#) [804-003-](#)
[00ZNU9-19S](#) [804-003-00ZNU9-4P](#) [804-003-01M10-26P](#) [804-003-01M12-2P](#) [804-003-01M12-2S](#) [804-003-01M12-](#)
[37P](#) [804-003-01M12-37S](#) [804-003-01M14-55P](#) [804-003-01M14-55S](#) [804-003-01M15-85P](#) [804-003-01M15-85S](#) [804-](#)
[003-01M5-3P](#) [804-003-01M6-1P](#) [804-003-01M6-1S](#) [804-003-01M6-4P](#) [804-003-01M6-4S](#) [804-003-01M6-7P](#) [804-](#)
[003-01M7-10P](#) [804-003-01M7-1P](#) [804-003-01M7-1S](#) [804-003-01M8-13P](#) [804-003-01M9-19P](#) [804-003-01M9-4P](#)
[804-003-01NF6-7P](#) [804-003-01NF7-10P](#) [804-003-01NF7-10S](#)