

Series 803 Mighty Mouse, ¼ Turn Bayonet Coupling Plug with Crimp Removable Contacts

803-001 and 803-002 Ordering Information



Series 803 compact size and rugged design make them suitable for light-to-medium duty applications where water immersion is not a consideration. Splashproof design withstands exposure to rain and condensation. Bayonet coupling mechanism uses a rotating coupling nut on the plug and three integral bayonet pins on the receptacle. Push to mate, then rotate the coupling nut 90° to lock. Connector shells are machined aluminum or stainless steel. Supplied with crimp contacts, packaged separately. Terminate contacts with standard M22520 tools. Metal clips inside the connector body lock contact into place. Contacts are removable. Fluorosilicone seals and rear grommet protect connector from water ingress. Terminate cable shield directly to connector body with Band-Master™ ATS strap, or choose rear accessory thread to attach optional cable clamp or backshell. Available in shell sizes 5 through 14 in 46 contact arrangements.

How To Order

Sample Part Number	803-001	-06	NF	9-19	P	N
Series (See Table I)	803-001 = Plug with Banding Platform 803-002 = Plug with Accessory Thread					
Shell Style	-06 = Plug					
Shell Material and Finish	C = Aluminum / Black Anodize (Non-Conductive); RoHS Compliant M = Aluminum / Electroless Nickel; RoHS Compliant MT = Aluminum / Nickel-PTFE RoHS Compliant NF = Aluminum / Cadmium with Olive Drab Chromate ZN = Aluminum / Zinc-Nickel with Olive Drab Chromate ZNU = Aluminum / Zinc-Nickel with Black Chromate Z1 = Stainless Steel / Passivated; RoHS Compliant UCR = Aluminum / Zinc-Cobalt with Black Chromate; RoHS Compliant					
Shell Size - Insert Arrangement	See Contact Arrangements Page F-2					
Contact Type	Connector supplied with contacts P = Pin S = Socket Contacts are supplied loose and not installed when supplied with connector. Coaxial contacts and non-standard signal contacts are ordered separately.	Connector supplied without contacts A = Pin Connector, less contacts B = Socket Connector, less contacts				
Polarization (See Table II)	N = Normal X = Pos. X Y = Pos. y Z = Pos. Z					

Table I: Series

803-001 Plug with Banding Platform	803-002 Plug with Accessory Thread

Table II: Keyway Polarization

Pos.	A°	B°
N	150°	210°
X	75°	210°
Y	95°	230°
Z	140°	275°

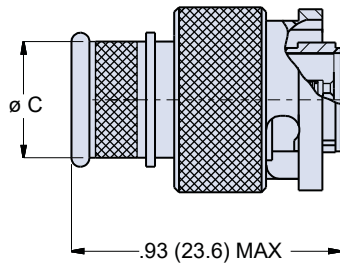
Dimensions in Inches (millimeters) are subject to change without notice.

Series 803 Mighty Mouse, ¼ Turn Bayonet Coupling Plug Plug with Crimp Removable Contacts 803-001-06 and 803-002-06 Dimensions

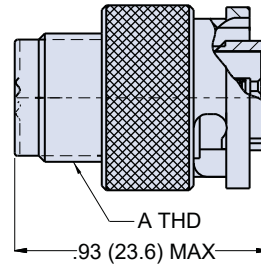


Series 803

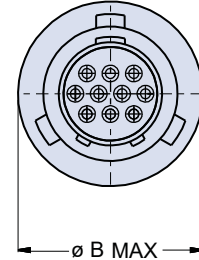
Plug connector



Intergral Band Platform
803-001



Accessory Thread
803-002



Dimensions			
Shell Size	A Thread	Ø B Max	Ø C
5	.2500-32 UNEF-2A	.500 (12.70)	.245 (6.22)
6	.3125-32 UNEF-2A	.565 (14.35)	.290 (7.37)
7	.4375-28 UNEF-2A	.650 (16.51)	.390 (9.91)
8	.5000-28 UNEF-2A	.750 (19.05)	.440 (11.18)
9	.5625-24 UNEF-2A	.790 (20.07)	.500 (12.70)
10	.6250-24 UNEF-2A	.875 (22.23)	.562 (14.27)
12	.6875-24 UNEF-2A	.944 (23.98)	.650 (16.51)
14	.9375-20 UNEF-2A	1.095 (27.81)	.805 (20.45)

NOTES

1. Contacts are size 23 crimp type, and are used in a rear release retention system
2. For additional insert arrangements consult factory
3. Crimp barrel accommodates 22, 24, 26 and 28 gage wire
4. Crimp Tool Data:
 - Crimp Frame: M22520/2-01
 - Positioner for use with crimp frame: Glenair part no. 809-005
 - Insertion tool: Glenair part no. 809-013
 - Extraction tool: Glenair part no. 809-007 (metal tweezers type tool)

Material and Finish

- Shell, coupling nut, jam-nut: Aluminum alloy or CRES / see how to order table
- Insulator: LCP or epoxy / N.A.
- Interfacial seal, grommet seal, O-ring: fluorosilicone / N.A.
- Contact: copper alloy / gold plate per ASTM B 488m, Type II, Code C, Class 1.25, over suitable underplate

Dimensions in Inches (millimeters) are subject to change without notice.



Mouser Electronics

Authorized Distributor

Click to View Pricing, Inventory, Delivery & Lifecycle Information:

Glenair:

[803-001-06Z16-7SZ](#) [803-001-06M6-7PN](#) [803-002-06M6-7SN](#) [803-001-06NF9-4SN](#) [803-001-06NF12-37SN](#) [803-001-06NF7-10SN](#) [803-002-06M9-19PZ](#) [803-002-06M9-19PY](#) [803-002-06M9-19SN](#) [803-002-06M9-19SX](#) [803-002-06M9-19PX](#) [803-002-06M6-4PN](#) [803-002-06NF9-19PN](#) [803-001-06NF6-4PN](#) [803-001-06NF8-13PN](#) [803-001-06NF8-13SN](#) [803-001-06ZNU8-13SX](#) [803-002-06NF10-26SN](#) [803-002-06NF10-26SY](#) [803-002-06NF6-7SN](#) [803-002-06Z17-10SN](#) [803-002-06Z18-13PN](#) [803-001-06M12-37PN](#) [803-001-06M14-55PN](#) [803-001-06M15-85PN](#) [803-001-06M5-3PN](#) [803-001-06M9-19PN](#) [803-001-06ZNU12-37SN](#) [803-001-06ZNU14-55SN](#) [803-001-06ZNU15-85SN](#) [803-001-06ZNU5-3SN](#) [803-001-06ZNU6-4PN](#) [803-001-06ZNU6-7SN](#) [803-001-06ZNU7-10SN](#) [803-001-06ZNU9-19SN](#) [803-002-06M12-37PN](#) [803-002-06M15-85PN](#) [803-002-06M5-3PN](#) [803-002-06M6-7PN](#) [803-002-06M9-19PN](#) [803-002-06ZNU12-37SN](#) [803-002-06ZNU5-3SN](#) [803-002-06ZNU6-7SN](#) [803-002-06ZNU7-10SN](#) [803-002-06ZNU9-19SN](#) [803-001-06M10-26PN](#) [803-001-06M7-10PN](#) [803-001-06M8-13PN](#) [803-001-06P6-7PN](#) [803-001-06ZN7-10PN](#) [803-001-06ZNU10-26SN](#) [803-001-06ZNU8-13SN](#) [803-001-06ZNU9-19PN](#) [803-002-06M10-26PN](#) [803-002-06M7-10PN](#) [803-002-06M8-13PN](#) [803-002-06ZNU10-26SN](#) [803-002-06ZNU14-55SN](#) [803-002-06ZNU15-85SN](#) [803-002-06ZNU8-13SN](#) [803-001-06NF9-19PN](#) [803-001-06M10-26SN](#) [803-001-06M12-2PN](#) [803-001-06M12-2SN](#) [803-001-06M14-55SN](#) [803-001-06M15-85SN](#) [803-001-06M5-3SN](#) [803-001-06M6-1PN](#) [803-001-06M6-1SN](#) [803-001-06M6-4PN](#) [803-001-06M6-4SN](#) [803-001-06M6-7PX](#) [803-001-06M6-7PY](#) [803-001-06M6-7SN](#) [803-001-06M7-10PY](#) [803-001-06M7-10SN](#) [803-001-06M7-1PN](#) [803-001-06M7-1SN](#) [803-001-06M8-13SN](#) [803-001-06M9-19SN](#) [803-001-06M9-4PN](#) [803-001-06M9-4SN](#) [803-001-06NF10-26PN](#) [803-001-06NF10-26SN](#) [803-001-06NF12-37PN](#) [803-001-06NF5-3PN](#) [803-001-06NF6-7PN](#) [803-001-06NF6-7SN](#) [803-001-06NF7-10PN](#) [803-001-06NF9-19SN](#) [803-001-06Z16-4PN](#) [803-001-06ZN6-4PN](#) [803-001-06ZN6-4PX](#) [803-001-06ZN6-7PN](#) [803-001-06ZN6-7PX](#) [803-001-06ZN6-7PY](#) [803-001-06ZN8-13PN](#) [803-001-06ZN8-13PZ](#) [803-001-06ZN9-19PN](#) [803-001-06ZN9-19PX](#)