

DIN rail bus connectors - ME 22,5 TBUS 1,5/ 5-ST-3,81 KM - 2713722

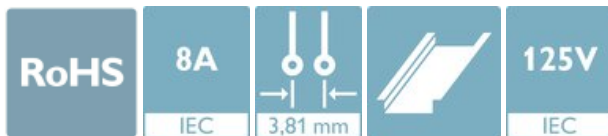
Please be informed that the data shown in this PDF Document is generated from our Online Catalog. Please find the complete data in the user's documentation. Our General Terms of Use for Downloads are valid (<http://phoenixcontact.com/download>)




DIN rail connector, color: light gray, nominal current: 8 A (parallel contacts), rated voltage (III/2): 125 V, contact surface: Gold, Number of positions per row: 5, pitch: 3.81 mm, mounting: DIN rail mounting, Locking: without, mounting: without, type of packaging: packed in cardboard, Item with gold-plated contacts, bus connectors for connecting with electronics housings, 5 parallel contacts

Your advantages

- ✓ Space-saving installation under the housing in the DIN rail
- ✓ Contact design enables electronics modules to be easily snapped on
- ✓ Power supply and communication without additional wiring
- ✓ Parallel and serial contacts for efficient signal and data transmission



Key Commercial Data

Packing unit	1 pc
Minimum order quantity	50 pc
GTIN	
GTIN	4017918914516
Weight per Piece (excluding packing)	5.200 g
Custom tariff number	85366990
Country of origin	Germany

Technical data

Item properties

Brief article description	DIN rail bus connectors
Range of articles	TBUS5..3,81
Pitch	3.81 mm
Number of positions	5

DIN rail bus connectors - ME 22,5 TBUS 1,5/ 5-ST-3,81 KM - 2713722

Technical data

Item properties

Mounting type	DIN rail mounting
---------------	-------------------

Electrical parameters

Nominal current	8 A (parallel contacts)
Nom. voltage	125 V
Rated voltage (III/3)	125 V
Rated voltage (III/2)	125 V
Rated voltage (II/2)	320 V
Rated surge voltage (III/3)	2.5 kV
Rated surge voltage (III/2)	2.5 kV
Rated surge voltage (II/2)	2.5 kV

Material data - contact

Contact material	Cu alloy
Surface characteristics	Completely gold-plated

Material data - housing

Housing color	light gray (7035)
Insulating material	PA
Insulating material group	I
CTI according to IEC 60112	600
Flammability rating according to UL 94	V0

Dimensions for the product

Length [l]	20.45 mm
Width [w]	29.2 mm
Height [h]	36.5 mm
Pitch	3.81 mm

Dimensions for PCB design

PCB thickness	1.4 mm ... 1.8 mm
---------------	-------------------

Packaging information

Type of packaging	packed in cardboard
Pieces per package	50
Denomination packing units	Pcs.
Outer packaging type	Carton

General product information

Type of note	Recommendation
Note	Material of contact pads for bus connector, galvanic gold (hard gold)

DIN rail bus connectors - ME 22,5 TBUS 1,5/ 5-ST-3,81 KM - 2713722

Technical data

Ambient conditions

Ambient temperature (storage/transport)	-40 °C ... 55 °C
Ambient temperature (assembly)	-5 °C ... 100 °C
Ambient temperature (operation)	-40 °C ... 105 °C (dependent on the derating curve)
Relative humidity (storage/transport)	30 % ... 70 %

Mechanical tests according to standard

Test specification	IEC 61984:2008-10
Visual inspection	IEC 60512-1-1:2002-02
Dimension check	IEC 60512-1-2:2002-02
Insertion and withdrawal force	IEC 60512-13-2:2006-02
No. of cycles	25
Insertion strength per pos. approx.	6 N
Withdraw strength per pos. approx.	5 N
Polarization and coding	IEC 60512-13-5:2006-02
Contact holder in insert	IEC 60512-15-1:2008-05
Test force per pos.	20 N

Air clearances and creepage distances

Clearances and creepage distances	IEC 60664-1:2007-04
Specification	IEC 60664-1:2007-04
Minimum clearance - inhomogeneous field (III/3)	1.5 mm
Minimum clearance - inhomogeneous field (III/2)	1.5 mm
Minimum clearance - inhomogeneous field (II/2)	1.5 mm
Minimum creepage distance value (III/3)	1.9 mm
Minimum creepage distance value (III/2)	0.75 mm
Minimum creepage distance value (II/2)	1.6 mm

Mechanical tests (A)

Test specification	IEC 61984:2008-10
Insertion strength per pos. approx.	6 N
Withdraw strength per pos. approx.	5 N
Polarization when inserted requirement >20 N	Test passed
Contact holder in insert requirements >20 N	Test passed

Durability tests (B)

Specification	IEC 60512-9-1:2010-03
Contact resistance R ₁	4.4 mΩ
Insertion/withdrawal cycles	25
Contact resistance R ₂	4.5 mΩ

DIN rail bus connectors - ME 22,5 TBUS 1,5/ 5-ST-3,81 KM - 2713722

Technical data

Durability tests (B)

Impulse withstand voltage at sea level	2.95 kV
--	---------

Thermal tests (C)

Specification	IEC 60512-5-1:2002-02
Number of positions	5

Climatic tests (D)

Specification	ISO 6988:1985-02
Cold stress	-40 °C/2 h
Thermal stress	100 °C/168 h
Corrosive stress	0.2 dm ³ SO ₂ on 300 dm ³ /40 °C/1 cycle
Impulse withstand voltage at sea level	2.95 kV
Power-frequency withstand voltage	1.39 kV

Environmental and durability tests (E)

Specification	IEC 61984:2008-10
Result, degree of protection, IP code	Finger safety with IP20 test finger

Mechanical strength/tumbling barrel

Specification	IEC 60998-1:2002-12
Number of drop cycles	50

Vibration test

Specification	IEC 60068-2-6:2007-12
Frequency	10 - 150 - 10 Hz
Sweep speed	1 octave/min
Amplitude	0.35 mm (10 - 60.1 Hz)
Acceleration	5g (60,1 - 500 Hz)
Test duration per axis	2.5 h
Test directions	X-, Y- and Z-axis (pos. and neg.)

Shocks

Specification	IEC 60068-2-27:2008-02
Pulse shape	Semi-sinusoidal
Acceleration	15g
Shock duration	11 ms
Number of shocks per direction	3
Test directions	X-, Y- and Z-axis (pos. and neg.)

Test for assessing the risk of fire (glow wire)

Specification	IEC 60695-2-10:2013-04
---------------	------------------------

DIN rail bus connectors - ME 22,5 TBUS 1,5/ 5-ST-3,81 KM - 2713722

Technical data

Test for assessing the risk of fire (glow wire)

Temperature	850 °C
Time of exposure	30 s

Standards and Regulations

Connection in acc. with standard	CUL
----------------------------------	-----

Environmental Product Compliance

China RoHS	Environmentally friendly use period: unlimited = EFUP-e
	No hazardous substances above threshold values

Classifications

eCl@ss

eCl@ss 10.0.1	27440402
eCl@ss 11.0	27460201
eCl@ss 4.0	27260700
eCl@ss 4.1	27260700
eCl@ss 5.0	27260700
eCl@ss 5.1	27260700
eCl@ss 6.0	27260700
eCl@ss 7.0	27440309
eCl@ss 9.0	27440402

ETIM

ETIM 2.0	EC001031
ETIM 3.0	EC001031
ETIM 4.0	EC002638
ETIM 6.0	EC002638
ETIM 7.0	EC002637

UNSPSC

UNSPSC 6.01	31261501
UNSPSC 7.0901	31261501
UNSPSC 11	31261501
UNSPSC 12.01	31261501
UNSPSC 13.2	39121409
UNSPSC 18.0	39121409
UNSPSC 19.0	39121409
UNSPSC 20.0	39121409

DIN rail bus connectors - ME 22,5 TBUS 1,5/ 5-ST-3,81 KM - 2713722

Classifications

UNSPSC

UNSPSC 21.0	39121409
-------------	----------

Approvals


Approvals


Approvals


UL Recognized / cUL Recognized / cULus Recognized

Ex Approvals

Approval details

UL Recognized			http://database.ul.com/cgi-bin/XYV/template/LISEXT/1FRAME/index.htm	E118976-20151204
Nominal voltage UN		150 V		
Nominal current IN		8 A		

cUL Recognized			http://database.ul.com/cgi-bin/XYV/template/LISEXT/1FRAME/index.htm	E118976-20151204
Nominal voltage UN		150 V		
Nominal current IN		6 A		

cULus Recognized	
------------------	---