



preci-dip

WWW.PRECIDIP.COM TEL +41 32 421 04 00 SALES@PRECIDIP.COM

# SOCKET CONNECTORS 2.54 mm


MATING PIN Ø 0.76 mm / SINGLE ROW / DOUBLE ROW / TRIPLE ROW  
SOLDER TAIL

Socket connectors, solder tail.

## TECHNICAL SPECIFICATIONS (FOR GENERAL SPECS, SEE PAGE 43)

<b>INSULATOR</b>	Black glass filled polyester PCT-GF30-FR
<b>FLAMMABILITY</b>	UL 94V-0
<b>SLEEVE</b>	Brass CuZn36Pb3 (C36000)
<b>CONTACT CLIP (6 FINGER)</b>	Beryllium copper (C17200)
<b>MATING PINS</b>	Ø 0.70 to 0.90 mm, $\nabla$ 0.635 mm
<b>FORCES</b>	1.2 N typ. insertion      0.6 N typ. withdrawal (polished steel gauge Ø 0.76 mm)
<b>MECHANICAL LIFE</b>	Min. 500 cycles
<b>RATED CURRENT</b>	3 A
<b>CONTACT RESISTANCE</b>	Max. 10 mΩ
<b>DIELECTRIC STRENGTH</b>	Min. 1'000 V <sub>RMS</sub>

For corresponding pin connectors, see pages 109-119.



## ORDERING INFORMATION ROHS COMPLIANT PARTS

PP PLATING CODE	SLEEVE	CLIP
87	Tin	Flash gold
83	Tin	0.75 µm gold

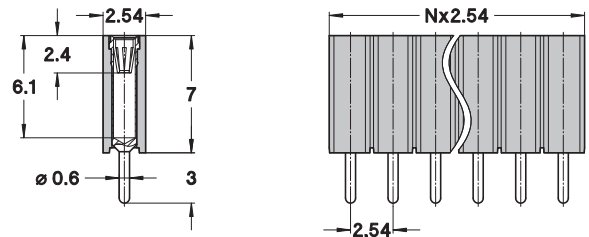
Other plating on request (see page 178 for plating specs).

**NNN number of poles.** Replace **NNN** with the requested number of poles, e.g. 803-87-**NNN**-10-001101 for a double row version with 16 pins becomes 803-87-**016**-10-001101.

### 801-PP-NNN-10-001101

Straight socket connector, height 7 mm, solder tail, single row

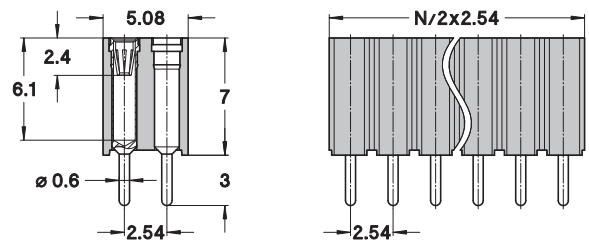
**AVAILABILITY FROM** 2 to 50 contacts  
(standard number of contacts: 50)



### 803-PP-NNN-10-001101

Straight socket connector, height 7 mm, solder tail, double row

**AVAILABILITY FROM** 4 to 100 contacts  
(standard number of contacts: 100)



### 805-PP-NNN-10-001101

Straight socket connector, height 6.9 mm, solder tail, triple row

**AVAILABILITY FROM** 9 to 96 contacts  
(standard number of contacts: 96)

