

(2,54mm) .100"

SS, SD, ESD, ESS, HSS SERIES

PRECISION MACHINED SOCKET STRIPS

Mates with:
TS, TD, HTS, BBS,
BBD, BBL, BDL, BHS

SPECIFICATIONS

For complete specifications see www.samtec.com?SS, www.samtec.com?ESS, www.samtec.com?SD or www.samtec.com?ESD

SS, SD, ESS, ESD

Insulator Material:
Black G.F. Polyester
Contact:
BeCu
Shell:
Brass



except Style 5A
Phosphor Bronze
Current Rating:
1A

Plating:
Au over 50µ" (1,27µm) Ni or
Sn over 50µ" (1,27µm) Ni
Operating Temp Range:
-55°C to +125°C

Contact Resistance:
10 mΩ max
Lead Size Range:
(0,38mm to 0,56mm) .015" to
.022" DIA and most IC leads

Insertion Force:
(Single contact only)
Standard=
9oz (2,50N) avg.,
16oz (4,45N) max

Low Insertion Force=
2.5oz (0,70N) avg.,
5.5oz (1,53N) max

Withdrawal Force:
(Single contact only)
Standard=
2.5oz (0,70N) avg.,
1.5oz (0,42N) min

Low Insertion Force=
2.0oz (0,56N) avg.,
0.35oz (0,10N) min

Insertion Depth:
(-05, -1X & -21X, -5A)
(3,18mm) .125" to
(3,99mm) .157"

Insertion Depth: (-2, -22, -38)
(2,41mm) .095" to
(3,68mm) .145"

RoHS Compliant:
Yes

Lead-Free Solderable:
Yes

Wave only

SPECIFICATIONS

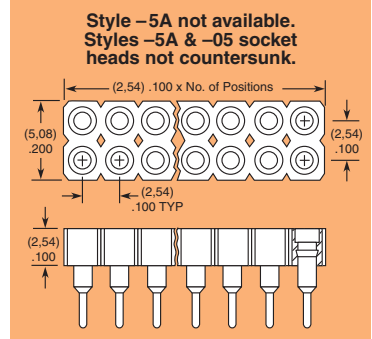
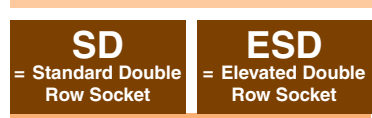
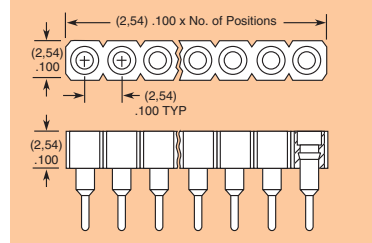
For complete specifications see www.samtec.com?HSS

HSS

Same as SS except:
Insulator Material:
Black Liquid Crystal Polymer
Lead-Free Solderable:
Wave, or reflow with all Au



TYPE STRIP	1	NO. PINS PER ROW	PLATING OPTION	LEAD STYLE	OPTION	OTHER OPTION
		01 thru 32 = SS, ESS Series	-S = 10µ" (0,25µm) Gold contact, Tin shell (Styles 2 & 22 only)		-L = Locking Socket Add -L suffix for locking lead socket in end positions. Requires Style -2 or -22 and .035" ± .003 DIA board hole.	-N = Non Flush
		01 thru 36 = HSS, SD & ESD Series	-T = 30µ" (0,76µm) Gold contact, Tin shell		Requires -T Plating Option	N/A Style -5A
	SS = Standard Single Row Socket	HSS = High Temp Single Row Socket	-G = 30µ" (0,76µm) Gold contact, 10µ" (0,25µm) Gold shell			
	ESS = Elevated Single Row Socket		-TT = Tin contact and shell (Styles 1, 2, 4, and 05 except LIF N/A)		ALSO AVAILABLE Locking lead option on ESS and ESD series. Contact Samtec.	



Note:
Some lengths, styles and options are non-standard, non-returnable.

-1A, -1B or -1C

For LIF specify -21A, -21B or -21C (SS, HSS, SD)

LEAD STYLE	Y
-1A or -21A	(9,14) .360
-1B or -21B	(12,95) .510
-1C or -21C	(6,60) .260

-03, -04, -05

For LIF specify -23 (ESS, ESD)

(0,76) .030

(0,64) .025 SQ

-2, -22*, -5A, or -38*

*For LIF specify -22 or -38 (SS, HSS, SD)

LEAD STYLE	X DIA	Y	Z
-2 or -22	(0,51) .020	(3,18) .125	(7,62) .300
-38	(0,51) .020	(4,57) .180	(8,89) .350
-5A	(0,89) .035	(12,95) .510	(17,86) .703

Locking lead available. See OPTION.

LEAD STYLE	A	B	C
05	(17,86) .703	(13,46) .530	(4,39) .173
03 or 23	(11,51) .453	(7,62) .300	(3,89) .153
04	(14,05) .553	(10,16) .400	(3,89) .153

Due to technical progress, all designs, specifications and components are subject to change without notice.

WWW.SAMTEC.COM