

# LQW15CNR16J00#

“#” indicates a package specification code.

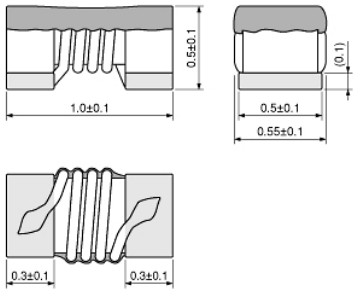

For RF Choke, Voltage Conversion



< List of part numbers with package codes >

LQW15CNR16J00B      LQW15CNR16J00D

## Appearance & Shape



(in mm)

## References

Packaging	Specifications	Standard Packing Quantity
B	Bulk(Bag)	500
D	180mm Paper Tape	10000

Mass (typ.)	
1 piece	0.001g

### Attention

- This datasheet is downloaded from the website of Murata Manufacturing Co., Ltd. Therefore, it's specifications are subject to change or our products in it may be discontinued without advance notice. Please check with our sales representatives or product engineers before ordering.
- This datasheet has only typical specifications because there is no space for detailed specifications. Therefore, please review our product specifications or consult the approval sheet for product specifications before ordering.

# LQW15CNR16J00#

“#” indicates a package specification code.



## Specifications

L size	1.0±0.1mm
W size	0.55±0.1mm
T size	0.5±0.1mm
Size code inch (mm)	0402 (1005)
Inductance	160nH±5%
Inductance Test Frequency	100MHz
Rated current (Itemp) (Based on Temperature rise)	480mA
Max. of DC resistance	0.33Ω
Class of magnetic shield	No Shield
Self resonance frequency (min.)	900MHz
Operating Temperature Range(Self-temperature rise is not included)	-55°C to 125°C
Series	LQW15CN_00

### Attention

1.This datasheet is downloaded from the website of Murata Manufacturing Co., Ltd. Therefore, it's specifications are subject to change or our products in it may be discontinued without advance notice. Please check with our sales representatives or product engineers before ordering.

2.This datasheet has only typical specifications because there is no space for detailed specifications.

Therefore, please review our product specifications or consult the approval sheet for product specifications before ordering.

# LQW15CNR16J00#

“#” indicates a package specification code.

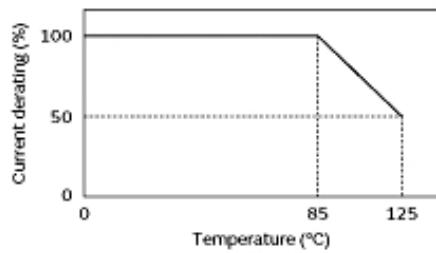


## Notice For General

In operating temperatures exceeding +85°C, derating of current is necessary for this series.

Please apply the derating curve shown in the chart according to the operating temperature.

### Derating of Rated Current



#### Attention

1.This datasheet is downloaded from the website of Murata Manufacturing Co., Ltd. Therefore, it's specifications are subject to change or our products in it may be discontinued without advance notice. Please check with our sales representatives or product engineers before ordering.

2.This datasheet has only typical specifications because there is no space for detailed specifications.

Therefore, please review our product specifications or consult the approval sheet for product specifications before ordering.

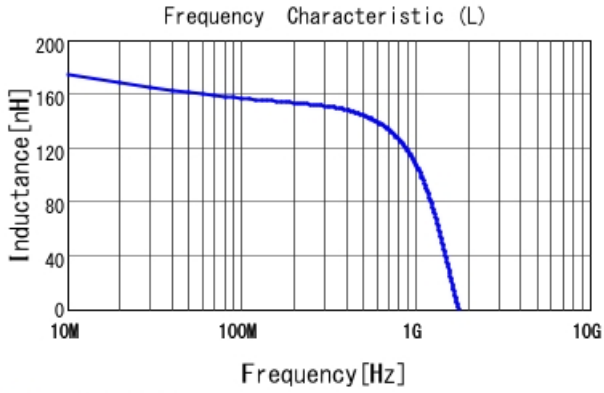
# LQW15CNR16J00#

“#” indicates a package specification code.

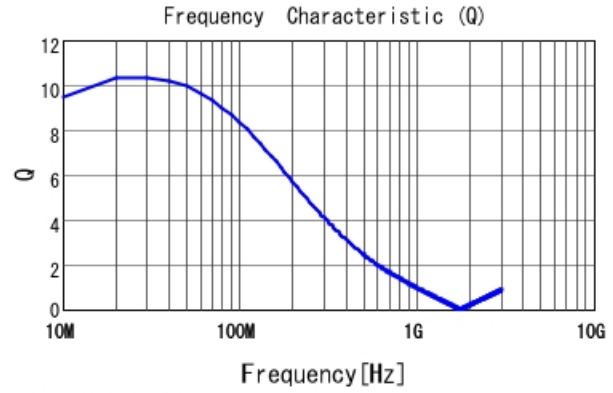


## Characteristic Data

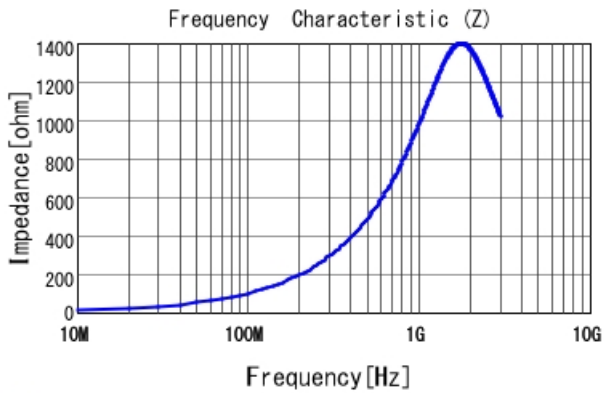
The charts below may show another part number which shares its characteristics.



■ LQW15CNR16J00 L



■ LQW15CNR16J00 Q



■ LQW15CNR16J00 |Z|

**Attention**

- 1.This datasheet is downloaded from the website of Murata Manufacturing Co., Ltd. Therefore, it's specifications are subject to change or our products in it may be discontinued without advance notice. Please check with our sales representatives or product engineers before ordering.
- 2.This datasheet has only typical specifications because there is no space for detailed specifications. Therefore, please review our product specifications or consult the approval sheet for product specifications before ordering.