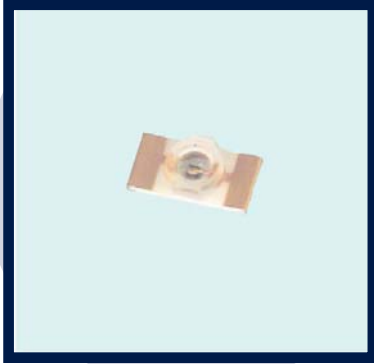


# Dialight

## 597-6XX1-60XF SERIES microLED® SMD LEDs REVERSE MOUNT 1206 PACKAGE (3.2MM X 1.6MM X 1.1MM)



Note: -602F = Pkg 20 pcs / strip  
-607F = Pkg 3000 pcs / 7" reel

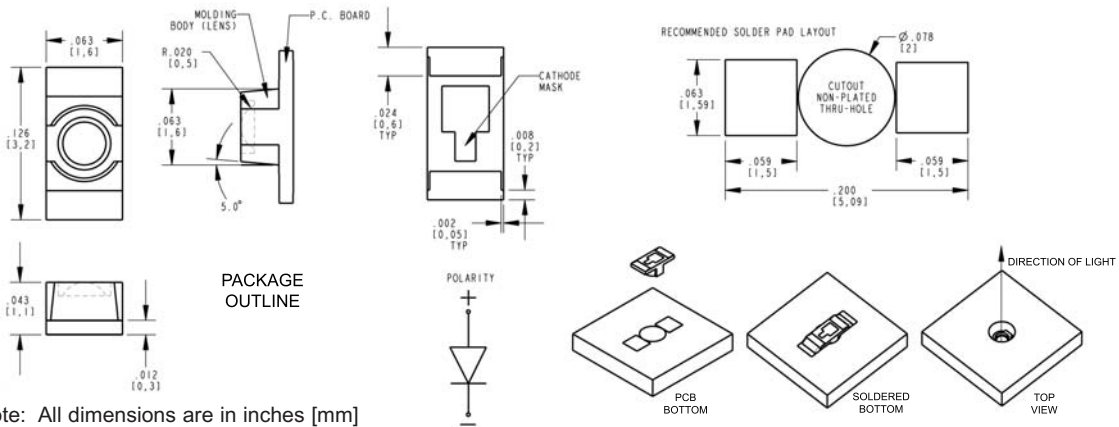
### FEATURES / BENEFITS

- ▲ RoHS Compliant
- ▲ Gold (Au) plated lead finish
- ▲ Compatible with automatic placement equipment
- ▲ Compatible with RoHS compliant surface mount reflow soldering processes
- ▲ Packaged in moisture barrier bags for dry packaging per IPC/JEDEC J-STD-033, moisture sensitivity level 3

### APPLICATIONS

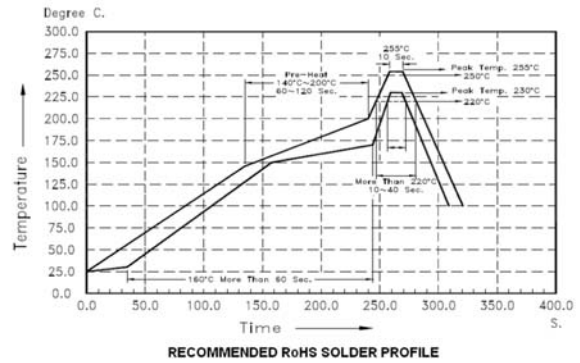
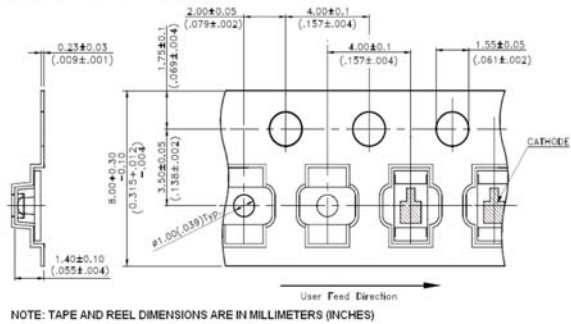
Reverse mount 597 series microLED® are available in a variety of colors in AlInGaP and InGaN chip technology for high brightness applications. Reverse mount channels the light into various applications such as light pipes, and backlighting.

### SPECIFICATIONS



Note: All dimensions are in inches [mm]

#### Package Dimensions Of Tape And Reel



DIALIGHT RESERVES THE RIGHT TO MAKE CHANGES AT ANY TIME IN ORDER TO SUPPLY THE BEST PRODUCT POSSIBLE.

Dialight Corporation

1501 Route 34 South • Farmingdale, NJ 07727 USA

Tel: (1) 732-919-3119 • Fax: (1) 732-751-5778 • www.dialight.com



MDEF597RM001\_A

# 1206 REVERSE MOUNT LED PACKAGE (3.2MM X 1.6MM X 1.1MM) SINGLE COLOR

## OPERATING CHARACTERISTICS @ 25°C AMBIENT

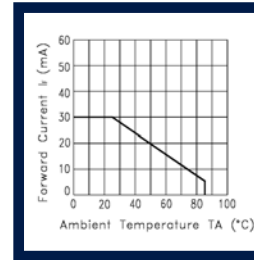
PART NUMBER	EMITTED COLOR	MATERIAL	LENS COLOR	*LUMINOUS INTENSITY @ I <sub>F</sub> = 20mA (mcd)			*FORWARD VOLTAGE @ I <sub>F</sub> = 20mA (mcd)			REVERSE CURRENT (μA)	DOMINANT WAVELENGTH (nm)			PEAK WAVELENGTH (nm)	VIEWING ANGLE (DEG)
				MIN	TYP	MAX	MIN	TYP	MAX		MIN	TYP	MAX		
597-6001-602F, -607F	Red	AlInGaP	Water Clear	18.0		280.0		2.0	2.4	10		631		639	70
597-6201-602F, -607F	Orange	AlInGaP	Water Clear	71.0		450.0		2.0	2.4	10		605		611	70
597-6301-602F, -607F	Green	InGaN	Water Clear	112.0		710.0	2.8		3.8	100		525		530	70
597-6401-602F, -607F	Yellow	AlInGaP	Water Clear	28.0		450.0		2.0	2.4	10		587		588	70
597-6501-602F, -607F	Yellow -Green	AlInGaP	Water Clear	28.0		180.0	1.8		2.4	10		567	577	574	70
597-6601-602F, -607F	Blue	InGaN	Water Clear	45.0		180.0		3.0	3.8	100		465		468	70
597-6901-602F, -607F	White	InGaN	Yellow	28.0		112.0	2.7		3.15	10		**			70

\*Luminous intensity and forward voltage for white are measured @ 5mA

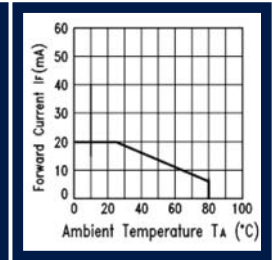
\*\*Chromaticity coordinates for white (nm): x = 0.304, y = 0.301

ABSOLUTE MAX RATINGS @ 25°C AMBIENT	COLOR							UNITS
	RED	ORANGE	YELLOW	YELLOW - GREEN	GREEN	BLUE	WHITE	
Power Dissipation	75			76			70	mW
DC Forward Current	30			20				mA
Peak Forward Current (1/10 Duty Cycle, 0.1ms PULSE)	80			100				mA
Derate Linearly from 25°C	0.4			0.25				mA / °C
Reverse Voltage	5							V
Storage Temperature	-55 to +85							°C
Operating Temperature	-55 to +85							°C
Soldering Temperature, for 5 sec	260							°C

DERATING CURVE



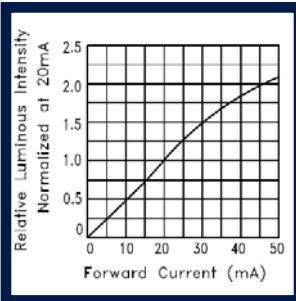
DERATING CURVE



AlInGaP Red  
AlInGaP Orange  
AlInGaP Yellow  
AlInGaP Yellow-Green

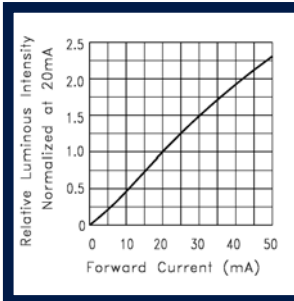
InGaN Green  
InGaN Blue  
InGaN Yellow  
InGaN White

RELATIVE INTENSITY V. FORWARD CURRENT



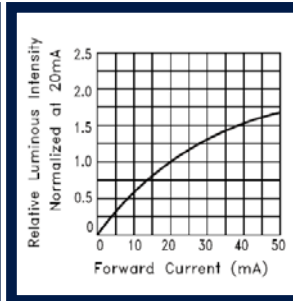
AlInGaP Red

RELATIVE INTENSITY V. FORWARD CURRENT



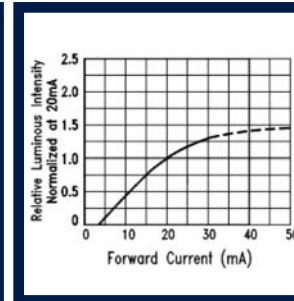
AlInGaP Orange, Yellow

RELATIVE INTENSITY V. FORWARD CURRENT



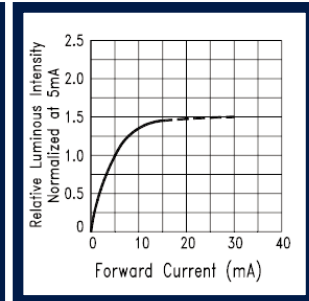
AlInGaP Yellow-Green

RELATIVE INTENSITY V. FORWARD CURRENT



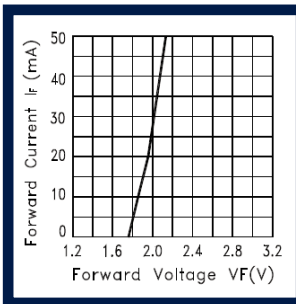
InGaN Blue, Green

RELATIVE INTENSITY V. FORWARD CURRENT



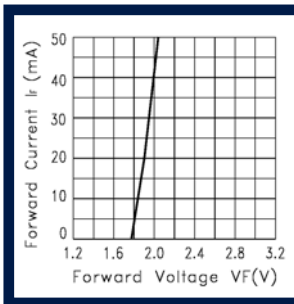
InGaN White

FORWARD CURRENT V. FORWARD VOLTAGE



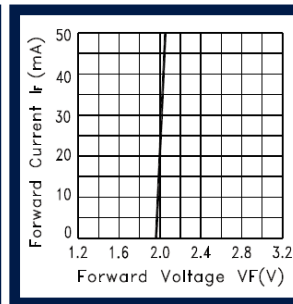
AlInGaP Red

FORWARD CURRENT V. FORWARD VOLTAGE



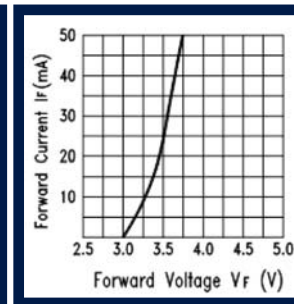
AlInGaP Orange, Yellow

FORWARD CURRENT V. FORWARD VOLTAGE



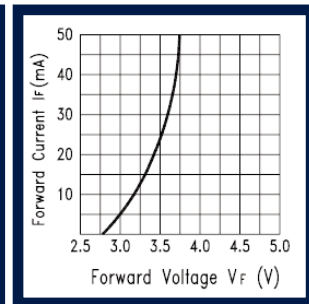
AlInGaP Yellow-Green

FORWARD CURRENT V. FORWARD VOLTAGE



InGaN Blue, Green

FORWARD CURRENT V. FORWARD VOLTAGE



InGaN White

Dialight Corporation

1501 Route 34 South • Farmingdale, NJ 07727 USA

Tel: (1) 732-919-3119 • Fax: (1) 732-751-5778 • www.dialight.com



MDEF597RM001\_A

