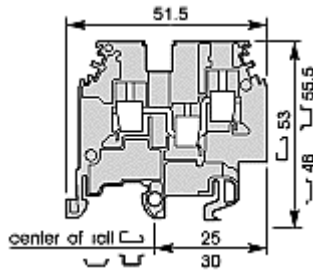


M 4/6.3A - 2 + 1 clamp and M 4/6.4A - 2 + 2 clamps

M 4/6.3A - 0 to 4 mm² (22 to 10 AWG),
20 Amps, 6 mm

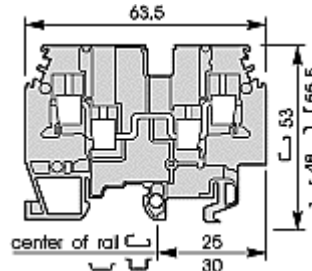
Spacing 6 mm (.238")



Standard 6 mm block
one circuit and three clamps

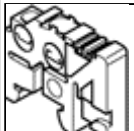
M 4/6.4A... 0 to 4 mm² (22 to 10 AWG),
20 Amps, 6 mm

Spacing 6 mm (.238")



one circuit and four clamps

		Type	P/N	
Standard blocks	Grey body	M 4/6.3A	115 468.20	
	Blue body	M 4/6.3A.N	125 468.22	
Terminal blocks for ground wires	Green / yellow body (without rail contact)	M 4/6.3A.PI	165 589.24	
		Type	P/N	
Standard blocks	Grey body	M 4/6.4A	115 479.23	
	Blue body	M 4/6.4A.N	125 479.25	
Terminal blocks for ground wires	Green / yellow body (without rail contact)	M 4/6.4A.PI	165 590.21	
Characteristics		DIN-VDE	UL	CSA
Wire size mm ² / AWG*	Solid wire	0 - 4	22-12 AWG	12 AWG max
	Stranded wire	0 - 4		
Rated voltage	V AC / = DC	750/900 Gr.C	600	600
Rated current	A	35	20	25
Rated wire size	mm ² / AWG	4 mm ²	12 AWG	12 AWG
Wire stripping length	mm / inches	9.5 mm/.37"		
Recommended torque	Nm /lb.in	0.5-0.8 Nm/4.4-7.1 lb-in		

Accessories		Type	P/N	
	End stop (all rails)	BAM	th. 9.1	103 002.26
	End section	grey FEM6.3A	Grey M 4/6.3A	116 576.15



	blue	FEM3A	Blue M4/6.3A.N	126 576.17
	yellow	FEM3A	Yellow M4/6.3A.PI	103 862.20
	orange	FEM6.4A	Grey M4/6.4A	116 629.22
	green	FEM4A	Blue M4/6.4A.N	126 629.24
		FEM4A	Yellow M4/6.4A.PI	103 863.21
Circuit separator	grey	SCM6		113 003.10
Separator end section (block)	grey	--	--	--
Separator end section (rail)	grey	--	--	--
Test socket	DIA. 2 mm	AL2(1)		163 043.21
	DIA. 3 mm	AL3(1)		163 261.00
	DIA. 4 mm	--	--	--
Test device		DCJ	Yellow	173 059.03
Test plug	DIA. 2 mm	FC2	DIA. 2	007 865.26
Preassembled jumper bar <i>IP20 touchproof</i>	2 poles	BJM6(1)		168 516.25
	3 poles	BJM6(1)		168 517.26
	4 poles	BJM6(1)		168 518.07
	5 poles	BJM6(1)		168 519.00
	10 poles	BJM6(1)		168 973.07
Connector plate		EL6		173 627.21
Jumper bar not preassembled Post+screw+washer		BJS6 (1)	20 POLES	174 784.20
		EV6		168 604.16
Comb-type jumper bar	10 poles	PC6		113 548.26
Isolating cover		EIP		113 550.24
Shielding connector		--	--	--
Protection label		--	--	--
Screw for protection label	3 blocks	--	--	--
	4 blocks	--	--	--
See markers section		RC610 Side - RCT610 Top		