

Spezifikation für Freigabe / specification for release

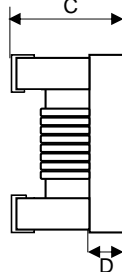
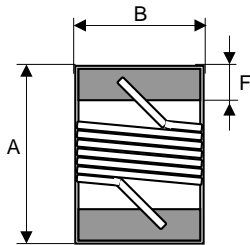
Kunde / customer : _____
 Artikelnummer / part number : **744760268A**
 Bezeichnung : **Ferrit-SMD-Induktivität WE-RFI**
 description : **Ferrite-SMD-Inductor WE-RFI**

LF



DATUM / DATE : 2007-01-17

A Mechanische Abmessungen / dimensions:



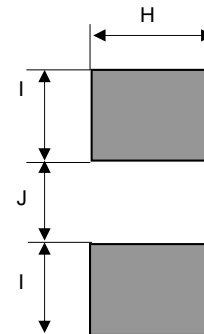
		Größe / size 0805	
--	--	-------------------	--

A	2,0 ± 0,2	mm
B	1,25 ± 0,2	mm
C	1,2 ± 0,2	mm
D	0,5 ref.	mm
F	0,4 ± 0,1	mm
H	1,2	mm
I	0,925	mm
J	0,75	mm

B Elektrische Eigenschaften / electrical properties:

Eigenschaften / properties	Testbedingungen / test conditions		Wert / value	Einheit / unit	tol.
Induktivität / inductance	25,2 MHz	L	680	nH	±5%
Güte Q / Q factor	100MHz	Q	35		min.
DC-Widerstand / DC-resistance		R _{DC}	1,20	Ω	max.
Nennstrom / rated current	ΔT = 15 K	I _{DC}	400	mA	max.
Eigenres.-Frequenz / self-res.-frequency		SRF	188	MHz	min.

C Lötpad / soldering spec.:



D Prüfgeräte / test equipment:

Agilent 4287A + HP 16193A für/for L und/and Q
 HP 4338B für/for R_{DC}
 HP 4285A + 42841A + 42842C + 42851-6110 für/for I_{DC}
 ENA 5071B für/for SRF

E Testbedingungen / test conditions:

Luftfeuchtigkeit / humidity: 60 ... 70%
 Umgebungstemperatur / temperature: 25°C

F Werkstoffe & Zulassungen / material & approvals:

Basismaterial / base material: Ferrit/ ferrite
 Kontaktmaterial / contact plating: Ag/Pd + Ni + Sn

G Eigenschaften / general specifications:

Umgebungstemperatur / ambient temperature: -40°C ~ + 70°C
 Betriebstemperatur / operating temperature: -40°C ~ +85°C
 Lagerbedingungen / storage conditions: -10°C ~ + 40°C
 30 ~ 70% RH

Freigabe erteilt / general release:		Kunde / customer	
.....		
Datum / date		Unterschrift / signature	
.....		
		Würth Elektronik	
.....		
Geprüft / checked		Kontrolliert / approved	
.....		
		SKle	Version 2
		SKle	Version 1
		Name	Änderung / modification
			Datum / date

This electronic component has been designed and developed for usage in general electronic equipment. Before incorporating this component into any equipment where higher safety and reliability is especially required or if there is the possibility of direct damage or injury to human body, for example in the range of aerospace, aviation, nuclear control, submarine, transportation, (automotive control, train control, ship control), transportation signal, disaster prevention, medical, public information network etc, Würth Elektronik eiSos GmbH must be informed before the design-in stage. In addition, sufficient reliability evaluation checks for safety must be performed on every electronic component which is used in electrical circuits that require high safety and reliability functions or performance.

Würth Elektronik eiSos GmbH & Co. KG

D-74638 Waldenburg · Max-Eyth-Strasse 1 - 3 · Germany · Telefon (+49) (0) 7942 - 945 - 0 · Telefax (+49) (0) 7942 - 945 - 400
<http://www.we-online.com>