

MICRO SWITCH
a Honeywell Division

FED. MFG. CODE 91 929

SWITCH-BASIC

CATALOG LISTING

V7-1A17D8-048

CW-B0262

CATALOG LISTING
V7-1A17D8-048
PAGE 1 OF 1

M

ISSUE
2

REVISIONS
A CO 78754
DCS
15 JUL 94

REPLACES

RELEASE NO. PR-20343

CHECK

CHECK

16 OCT 92

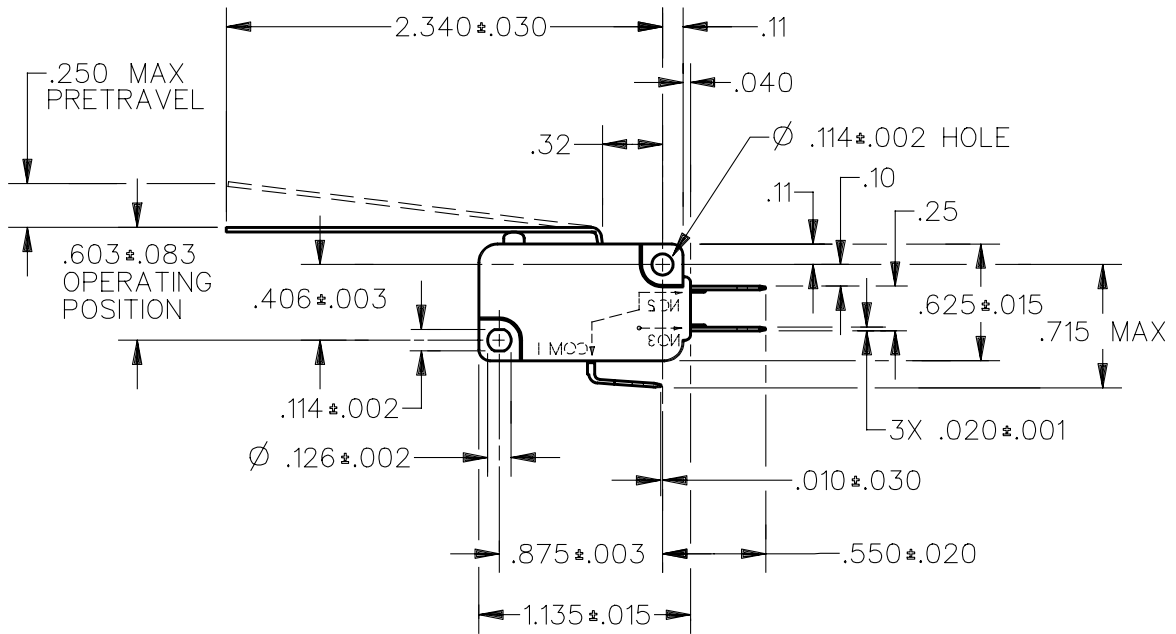
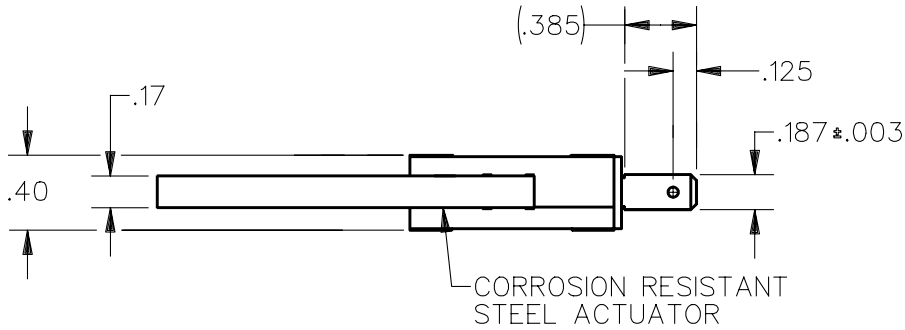
CHECK JAL

9 OCT 92

DDM/CAD

DRAWN

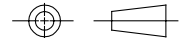
D H D



ANSI Y14.5M-1982 APPLIES

THIS DRAWING COVERS A PROPRIETARY ITEM AND IS THE PROPERTY OF MICRO SWITCH, A DIVISION OF HONEYWELL. THIS DRAWING IS NOT TO BE COPIED OR USED WITHOUT THE APPROVAL OF MICRO SWITCH.

THIRD ANGLE PROJECTION



CHARACTERISTICS	ELECTRICAL DATA	SCALE	
		FULL	DO NOT SCALE PRINT
OPERATING FORCE — — — 46 GRAMS MAX	CONTACT ARRANGEMENT S P D T	UNLESS OTHERWISE SPECIFIED TOLERANCES ARE	
RELEASE FORCE — — — 4 GRAMS MIN		ONE PLACE (.0) ± .030	
DIFFERENTIAL TRAVEL — — — .054 MAX	L162 5A 125, <u>250</u> , 277 VAC 1/10HP <u>250</u> VAC	TWO PLACE (.00) ± .015	
OVERTRAVEL — — — .124 MIN		THREE PLACE (.000) ± .005	
RELEASE TRAVEL — — — .030 MIN		ANGLES ±	
		WEIGHT	

