

SMBJ / SMCJ Series

Surface Mount Voltage Suppressors

multicomp PRO



Features

- For surface mounted applications in order to optimise board space
- Low profile package
- Built-in strain relief
- Glass passivated junction
- Excellent clamping capability
- Low inductance
- Typical ID less than 1 μ A above 10V

Specifications

Repetition Rate (duty cycle)	: 0.05% (SMCJ) 0.01% (SMBJ)
Fast Response Time	: Typically less than 1 ps from 0 volts to BV min.
High Temperature Soldering	: 250°C / 10 seconds (SMCJ) 260°C / 10 seconds (SMBJ)

Mechanical Data

Case	: JEDEC DO-214AA moulded plastic over passivated junction (SMCJ) JEDEC DO-214AB moulded plastic over passivated junction (SMBJ)
Terminals	: Solder plated, solderable per MIL-STD-750, Method 2026
Polarity	: Indicated by cathode band
Standard Packaging	: 16mm tape per (EIA 481) (SMCJ) 12mm tape per (EIA 481) (SMBJ)
Weight	: 0.007 ounce, 0.21g (SMCJ) 0.003 ounce, 0.093g (SMBJ)

Maximum Ratings and Electrical Characteristics

Ratings at 25°C ambient temperature unless otherwise specified

Rating	Symbol	Value	Units
Peak pulse power dissipation on 10 / 1,000 μ s waveform (Note 1 and 2 - Fig 1)	P _{PPM}	Minimum 600	Watts
Peak pulse current on 10 / 1,000 μ s waveform (Note 1 - Fig 3)	I _{PPM}	-	Amperes
Peak forward surge current 8.3 ms single half sine-wave superimposed on rated load (JEDEC method - note 2 and 3)	I _{FSM}	100	Amperes
Operating junction and storage temperature range	T _J , T _{STG}	-55 to +150	°C

Notes:

1. Non-repetitive current pulse, per Fig. 3 and derated above T_A = 25°C per Fig. 2
2. Mounted on 8mm² copper pads to each terminal (SMCJ)
Mounted on 5mm² (0.013mm thick) land areas (SMBJ)
3. Measured on 8.3ms, single half sine-wave or equivalent square wave, duty cycle = 4 pulses per minutes maximum

Newark.com/multicomp-pro
Farnell.com/multicomp-pro
Element14.com/multicomp-pro

multicomp PRO

SMBJ / SMCJ Series

Surface Mount Voltage Suppressors



Maximum Ratings and Characteristic Curves

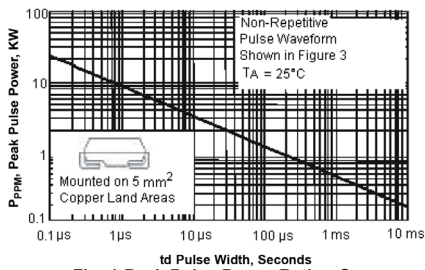


Fig. 1-Peak Pulse Power Rating Curve

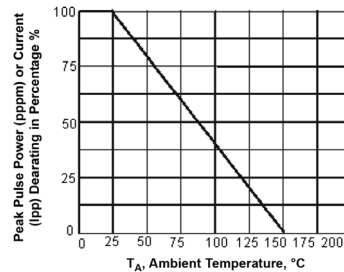


Fig. 2 Pulse Derating Curve

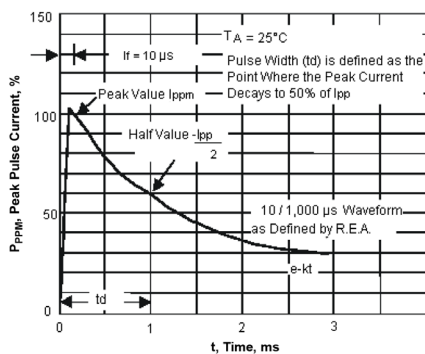


Fig. 3-Pulse Waveform

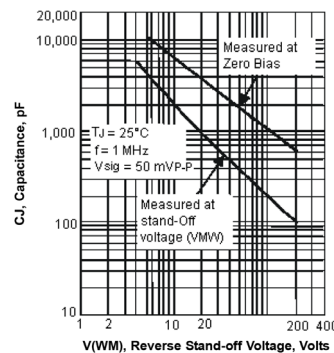


Fig. 4-Typical Junction Capacitance

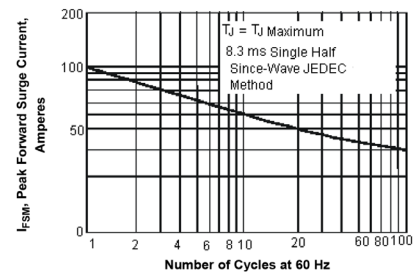


Fig. 5-Maximum Non-Repetitive Peak Forward Surge Current

Uni-Directional 600 Watt Surface Mount TVS

Device Marking Code	Stand-off Voltage V_{rm} (V)	Breakdown Voltage V_{br} (V) Minimum at IT	Breakdown Voltage V_{br} (V) Maximum at IT	Test Current I_{test} (mA)	Maximum Clamping Voltage V_{clamp} (V)	Peak Pulse Current I_{pp} (A)	Part Number
KE	5	6.4	7.25	10	9.2	65.2	SMBJ5.0A
KP	7.5	8.33	9.58	1	12.9	46.5	SMBJ7.5A
LE	12	13.3	15.3		19.9	30.2	SMBJ12A
LM	15	16.7	19.2		24.4	24	SMBJ15A
LZ	24	26.7	30.7		38.9	15.4	SMBJ24A
MK	30	33.3	38.3		48.4	12.4	SMBJ30A

Uni-Directional 1,500 Watt Surface Mount TVS

Device Marking Code	Stand-off Voltage V_{rm} (V)	Breakdown Voltage V_{br} (V) Minimum at IT	Breakdown Voltage V_{br} (V) Maximum at IT	Test Current I_{test} (mA)	Maximum Clamping Voltage V_{clamp} (V)	Peak Pulse Current I_{pp} (A)	Part Number
GDE	5	6.4	7.25	10	9.2	163	SMCJ5.0A
GDG	6	6.67	7.67		10.3	145.6	SMCJ6.0A

Newark.com/multicomp-pro
 Farnell.com/multicomp-pro
 Element14.com/multicomp-pro



SMBJ / SMCJ Series

Surface Mount Voltage Suppressors

multicomp PRO

Device Marking Code	Stand-off Voltage V_{rm} (V)	Breakdown Voltage V_{br} (V) Minimum at IT	Breakdown Voltage V_{br} (V) Maximum at IT	Test Current I_{test} (mA)	Maximum Clamping Voltage V_{clamp} (V)	Peak Pulse Current I_{pp} (A)	Part Number
GDV	9	10	11.5	1	15.4	97.4	SMCJ9.0A
GEE	12	13.3	15.3		19.9	75.3	SMCJ12A
GEM	15	16.7	19.2		24.4	61.5	SMCJ15A
GEX	22	24.4	28		35.5	42.2	SMCJ22A
GFM	33	36.7	42.2		53.3	28.1	SMCJ33A
GFX	48	53.3	61.3		77.4	19.4	SMCJ48A

Uni-Directional 600 Watt Surface Mount TVS

Device Marking Code	Stand-off Voltage V_{rm} (V)	Breakdown Voltage V_{br} (V) Minimum at IT	Breakdown Voltage V_{br} (V) Maximum at IT	Test Current I (mA)	Maximum Clamping Voltage V_{clamp} (V)	Peak Pulse Current I_{PP} (A)	Part Number
AE	5	6.4	7.25	10	9.2	65.2	SMBJ5.0CA
AP	7.5	8.33	9.58	1	12.9	46.5	SMBJ7.5CA
BE	12	13.3	15.3		19.9	30.2	SMBJ12CA
BM	15	16.7	19.2		24.4	24	SMBJ15CA
BZ	24	26.7	30.7		38.9	15.4	SMBJ24CA
CK	30	33.3	38.3		48.4	12.4	SMBJ30CA

Bi-Directional 1,500 Watt Surface Mount TVS

Device Marking Code	Stand-off Voltage V_{rm} (V)	Breakdown Voltage V_{br} (V) Minimum at IT	Breakdown Voltage V_{br} (V) Maximum at IT	Test Current I_{test} (mA)	Maximum Clamping Voltage V_{clamp} (V)	Peak Pulse Current I_{pp} (A)	Part Number
BDE	5	6.4	7.25	10	9.2	163	SMCJ5.0CA
BDG	6	6.67	7.67		10.3	145.6	SMCJ6.0CA
BDV	9	10	11.5	1	15.4	97.4	SMCJ9.0CA
BEE	12	13.3	15.3		19.9	75.3	SMCJ12CA
BEM	15	16.7	19.2		24.4	61.5	SMCJ15CA
BEX	22	24.4	28		35.5	42.2	SMCJ22CA
BFM	33	36.7	42.2		53.3	28.1	SMCJ33CA
BFX	48	53.3	61.3		77.4	19.4	SMCJ48CA

Newark.com/multicomp-pro
 Farnell.com/multicomp-pro
 Element14.com/multicomp-pro

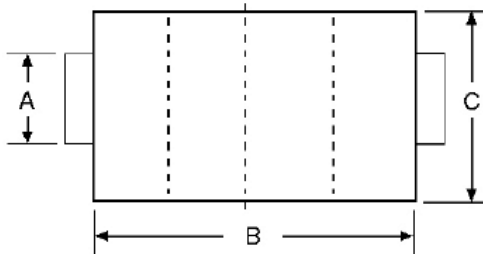
multicomp PRO

SMBJ / SMCJ Series

Surface Mount Voltage Suppressors

multicomp PRO

Diagram

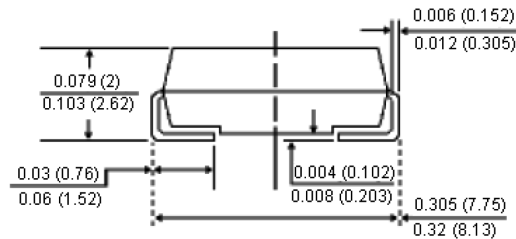
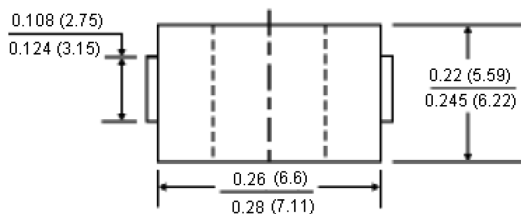


Dimension Table

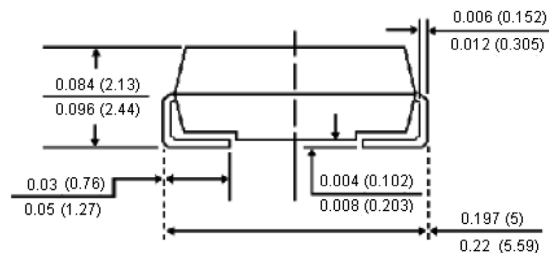
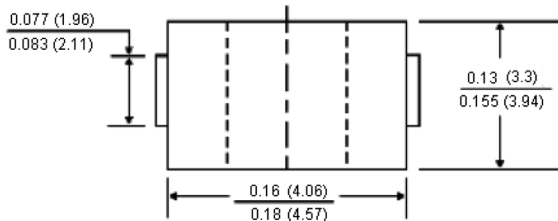
Rating (W)	Type	Dimensions		
		A	B	C
600	SMBJ	2.11	4.57	3.94
1,500	SMCJ	3.15	7.11	6.22

Dimensions : Millimetres

SMC/DO-214AB

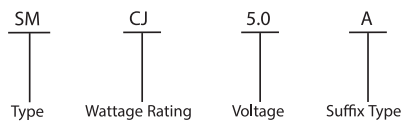


SMB/DO-214AA



Dimensions : Inches (Millimetres)

Part Number Explanation



- Wattage Rating** : BJ = 600W and CJ = 1,500W
Voltage : 5, 6, 7.5, 9, 12, 15, 22, 24, 30, 33 and 48 Volts
Suffix Type : A = Uni-directional and CA = Bi-directional

Important Notice : This data sheet and its contents (the "Information") belong to the members of the AVNET group of companies (the "Group") or are licensed to it. No licence is granted for the use of it other than for information purposes in connection with the products to which it relates. No licence of any intellectual property rights is granted. The Information is subject to change without notice and replaces all data sheets previously supplied. The Information supplied is believed to be accurate but the Group assumes no responsibility for its accuracy or completeness, any error in or omission from it or for any use made of it. Users of this data sheet should check for themselves the Information and the suitability of the products for their purpose and not make any assumptions based on information included or omitted. Liability for loss or damage resulting from any reliance on the Information or use of it (including liability resulting from negligence or where the Group was aware of the possibility of such loss or damage arising) is excluded. This will not operate to limit or restrict the Group's liability for death or personal injury resulting from its negligence. Multicomp Pro is the registered trademark of Premier Farnell Limited 2019.

Newark.com/multicomp-pro
 Farnell.com/multicomp-pro
 Element14.com/multicomp-pro

multicomp PRO