

Female insert - HCC 4-F - 1600001

Please be informed that the data shown in this PDF Document is generated from our Online Catalog. Please find the complete data in the user's documentation. Our General Terms of Use for Downloads are valid (<http://phoenixcontact.com/download>)


Female insert, Connection method: Screw connection, Number of connections: 10, Number of positions: 10, Cross section: 0.2 mm² - 4 mm², AWG: 24 - 12, Width: 92 mm, Height: 18 mm, Color: gray, Mounting type: Direct screw connection



Why buy this product

- Sturdy strain relief for plug and socket
- Touch proof, even when unplugged

Key Commercial Data

Packing unit	50 STK
GTIN	 4 017918 021733
GTIN	4017918021733
Weight per Piece (excluding packing)	43.480 g
Custom tariff number	85366990
Country of origin	Germany

Technical data

General

Number of positions	10
Number of levels	1
Number of connections	10
Potentials	10
Nominal cross section	4 mm ²
Color	gray
Insulating material	PA
Flammability rating according to UL 94	V2
Rated surge voltage	6 kV
Degree of pollution	3
Overvoltage category	III

Female insert - HCC 4-F - 1600001

Technical data

General

Insulating material group	I
Maximum power dissipation for nominal condition	1.02 W
Maximum load current	25 A (with 4 mm ² conductor cross section)
Nominal current I _N	25 A
Nominal voltage U _N	500 V
Open side panel	No

Dimensions

Width	92 mm
Length	31.5 mm
Height	18 mm
Drill hole spacing	83 mm
Pitch	7.62 mm

Connection data

Connection method	Screw connection
Connection in acc. with standard	IEC 61984
Conductor cross section solid min.	0.2 mm ²
Conductor cross section solid max.	4 mm ²
Conductor cross section AWG min.	24
Conductor cross section AWG max.	12
Conductor cross section flexible min.	0.2 mm ²
Conductor cross section flexible max.	4 mm ²
Min. AWG conductor cross section, flexible	24
Max. AWG conductor cross section, flexible	12
Conductor cross section flexible, with ferrule without plastic sleeve min.	0.25 mm ²
Conductor cross section flexible, with ferrule without plastic sleeve max.	4 mm ²
Conductor cross section flexible, with ferrule with plastic sleeve min.	0.25 mm ²
Conductor cross section flexible, with ferrule with plastic sleeve max.	4 mm ²
2 conductors with same cross section, solid min.	0.2 mm ²
2 conductors with same cross section, solid max.	2.5 mm ²
2 conductors with same cross section, stranded min.	0.2 mm ²
2 conductors with same cross section, stranded max.	2.5 mm ²
2 conductors with same cross section, stranded, TWIN ferrules with plastic sleeve, min.	0.5 mm ²
2 conductors with same cross section, stranded, TWIN ferrules with plastic sleeve, max.	2.5 mm ²
2 conductors with same cross section, stranded, ferrules without plastic sleeve, min.	0.25 mm ²
2 conductors with same cross section, stranded, ferrules without plastic sleeve, max.	1.5 mm ²
Stripping length	7 mm
Internal cylindrical gage	A4

Female insert - HCC 4-F - 1600001

Technical data

Connection data

Screw thread	M3
Tightening torque, min	0.5 Nm
Tightening torque max	0.6 Nm

Standards and Regulations

Connection in acc. with standard	CSA
	IEC 61984
Flammability rating according to UL 94	V2

Environmental Product Compliance

China RoHS	Environmentally Friendly Use Period = 50
	For details about hazardous substances go to tab "Downloads", Category "Manufacturer's declaration"

Approvals


Approvals


Approvals

CSA / UL Recognized / LR / EAC / EAC / DNV GL

Ex Approvals


Approval details

CSA		http://www.csagroup.org/services/testing-and-certification/certified-product-listing/	13631
mm ² /AWG/kcmil		28-10	
Nominal current I _N		20 A	
Nominal voltage U _N		300 V	


UL Recognized		http://database.ul.com/cgi-bin/XYV/template/LISEXT/1FRAME/index.htm	FILE E 60425
		B	C
mm ² /AWG/kcmil	30-10	30-10	30-10
Nominal current I _N	20 A	20 A	20 A
Nominal voltage U _N	300 V	250 V	300 V

Female insert - HCC 4-F - 1600001

Approvals

LR		http://www.lr.org/en	96/20012
----	---	---	----------

EAC			EAC-Zulassung
-----	---	--	---------------

EAC			7500651.22.01.00246
-----	---	--	---------------------

DNV GL		http://exchange.dnv.com/tari/	TAE00001EZ
--------	--	---	------------