

1VL Detector Switches

Type: **ESE13**



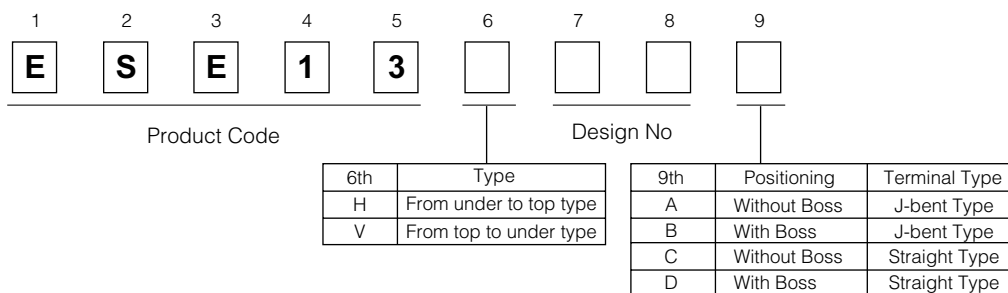
■ Features

- Thin type : Height=1.2 mm
- Highly reliable contact
- SMD type (Embossed taping, Reflow soldering)

■ Recommended Applications

- Detection of media in portable electronic equipment (Mobile phones / Digital still cameras / Camcorders)

■ Explanation of Part Numbers

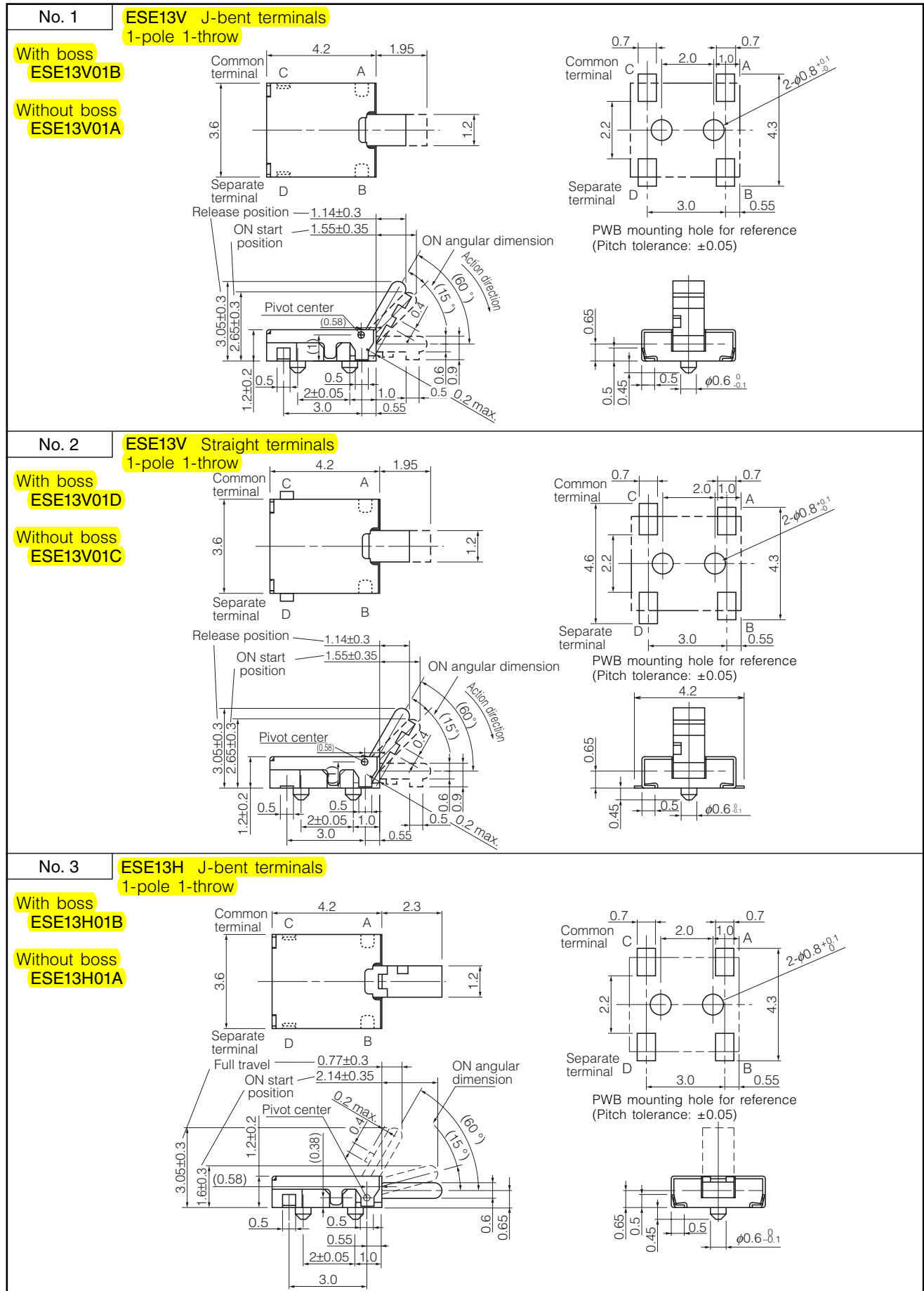


■ Specifications

Rating	50 μ A 3 Vdc to 10 mA 5 Vdc (Resistive load)	
Contact Resistance	500 m Ω max. (Initial)	
Insulation Resistance	100 M Ω min. (100 Vdc)	
Dielectric Withstanding Voltage	100 Vac for 1 minute	
Operating Force	300 mN max.	
Mounting Height	1.2 mm	
Poles and Throws	1-pole 1-throw	
Full Travel (Pushing distance)	Type V : 2.15 mm (2.15 mm) Type H : 3.05 mm (2.15 mm)	
Operating Life	50000 cycles min.	
Temperature Range	-10 °C to +60 °C	
Heat Resistance	+70 °C for 96 hours	
Low Temperature Resistance	-25 °C for 96 hours	
Humidity Resistance	+40 °C 90 % to 95 % RH for 96 hours	
Minimum Quantity/Packing Unit	ESE13H	5000 pcs. Embossed Taping (Reel Pack)
	ESE13V	3000 pcs. Embossed Taping (Reel Pack)
Quantity/Carton	ESE13H	30000 pcs.
	ESE13V	18000 pcs.

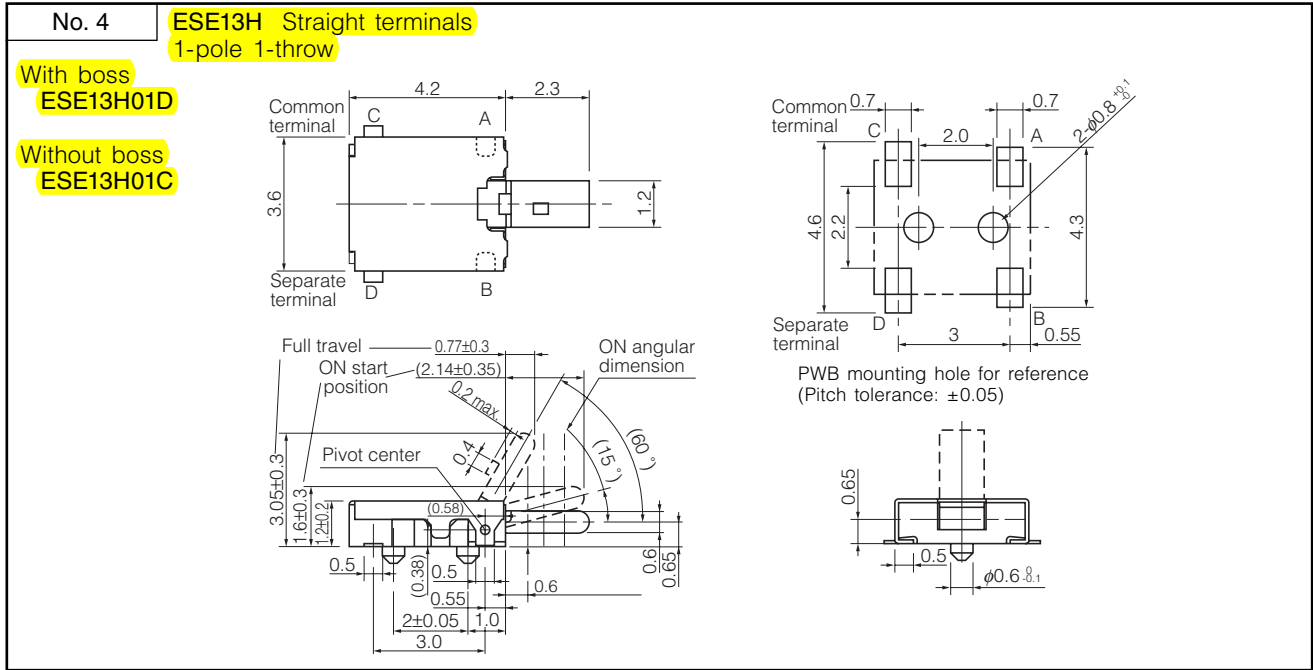
Design and specifications are each subject to change without notice. Ask factory for the current technical specifications before purchase and/or use. Should a safety concern arise regarding this product, please be sure to contact us immediately.

■ Dimensions in mm (not to scale)

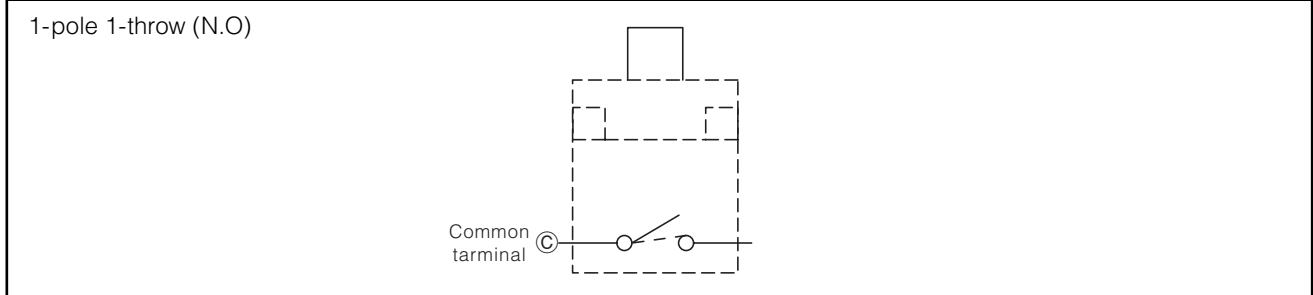


Design and specifications are each subject to change without notice. Ask factory for the current technical specifications before purchase and/or use. Should a safety concern arise regarding this product, please be sure to contact us immediately.

■ Dimensions in mm (not to scale)

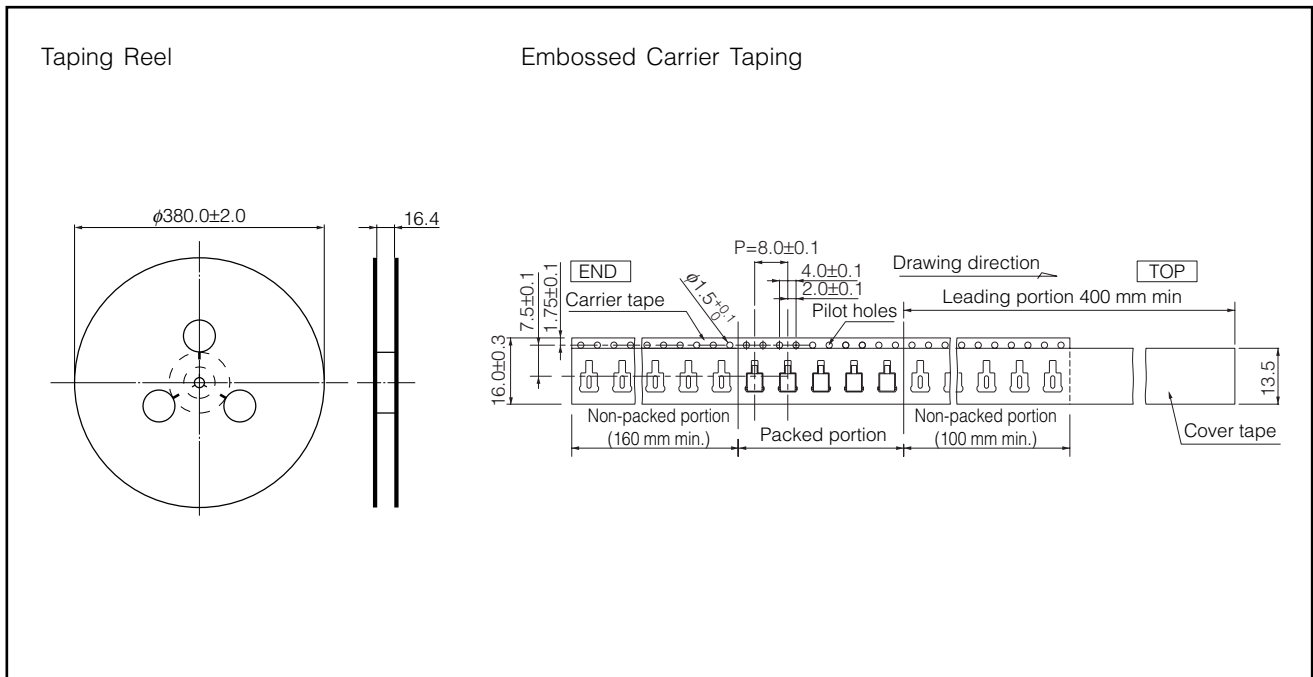


■ Circuit Diagram



■ Packaging Specifications

Standard Reel Dimensions in mm (not to scale)



Design and specifications are each subject to change without notice. Ask factory for the current technical specifications before purchase and/or use. Should a safety concern arise regarding this product, please be sure to contact us immediately.