



Certifications & Ratings

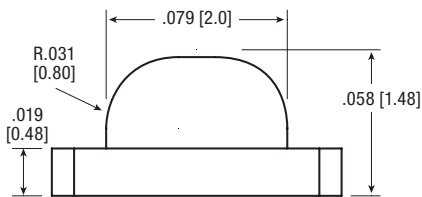
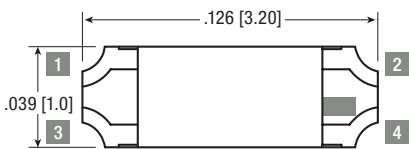
- RoHS compliant

Features & Benefits

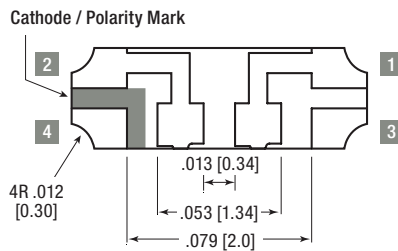
- Compatible with automatic placement equipment
- Packaged in 8 mm tape, 7" reel (3000 pcs/reel) and 20 per strip
- Meets EIA-481-1 pkg. std.

Dimensions

inches [mm]



Package



598-8510-207F (R/YG)



598-8520-207F (RO/YG)



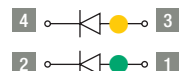
598-8530-207F (O/YG)



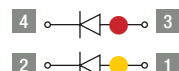
598-8540-207F (Y/YG)



598-8550-207F (Y/G)

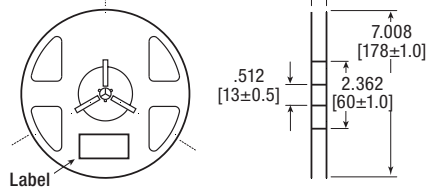


598-8560-207F (R/Y)

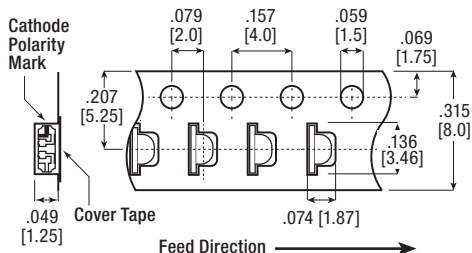


Reel

Tolerance to 0.1 mm unless otherwise noted



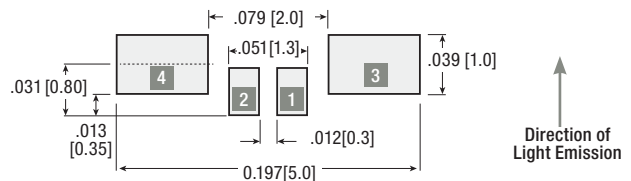
Tape



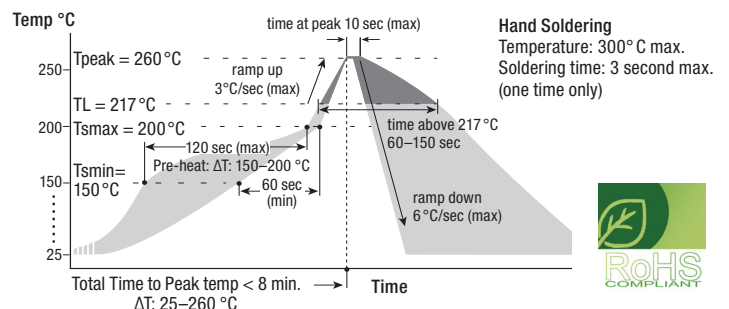
Part Number Guide

5	9	8	-	8	5	X	X	-	2	0	X	F		
											RoHS Compliant			
											Color			
											Packaging Option			
											1	0	2	20 pieces on tape
											2	0	7	7" reel 3000 pcs/reel
											3	0		
											4	0		
											5	0		
											6	0		

Soldering



Reflow Profile



Electrical/Optical Characteristics

Dialight P/N	Emitted Color	Material	Lens Color	Luminous Intensity			Dominant Wavelength			Forward Voltage			Viewing Angle (°degrees)	Thermal Resistance (°C/W)	Reverse Current Intensity (µA)
				If = 20 ma											
				Min	Typ	Max	Min	Typ	Max	Min	Typ	Max			
598-8510-207F	● Red	AllInGaP	Water Clear	40	80	120	625	632	640	1.8	—	2.4	140	450	10
	● Yellow-Green			30	40	50	562	567	575	—	—	—			
598-8520-207F	● Red-Orange			90	150	200	620	625	630	1.8	—	2.4			
	● Yellow-Green			30	40	50	562	567	570	—	—	—			
598-8530-207F	● Orange			90	150	200	600	605	610	1.8	—	2.4			
	● Yellow-Green			30	40	50	562	567	570	—	—	—			
598-8540-207F	● Yellow			90	150	200	585	590	595	1.8	—	2.4			
	● Yellow-Green			30	40	50	562	567	570	—	—	—			
598-8550-207F	● Yellow			90	150	200	585	590	595	1.8	—	2.4			
	● Green			InGaN	260	560	900	520	525	530	3.0	—			
598-8560-207F	● Yellow	AllInGaP	90	150	200	585	590	595	1.8	—	2.4				
	● Red		40	65	90	630	635	640	—	—	—				

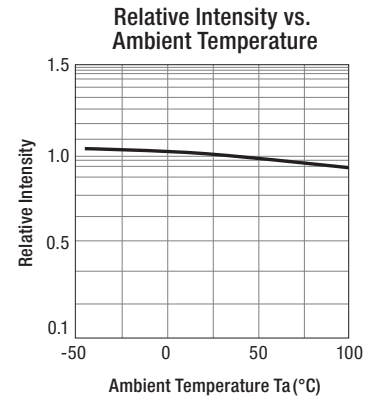
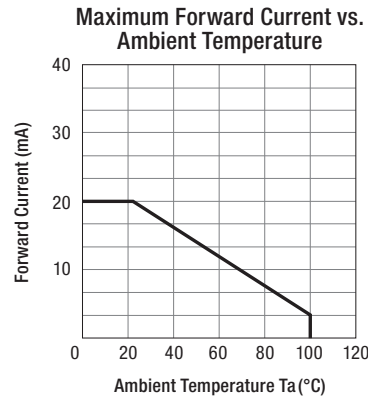
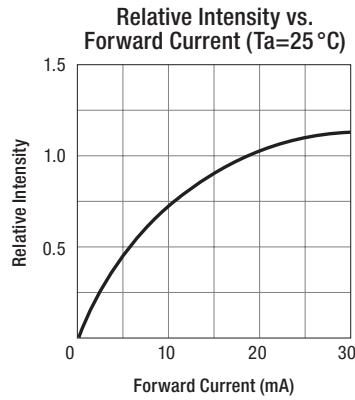
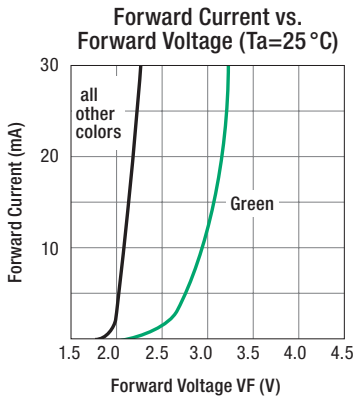
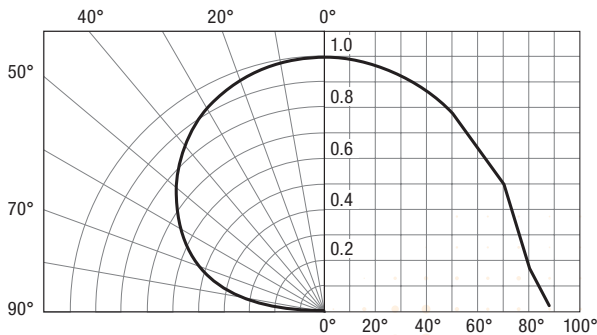


Diagram Characteristics of Radiation



Absolute Maximum Ratings @ Ts=25°C

Power Dissipation (mW)	●G 68	48
Forward Current (mA)	20	
Reverse Voltage (V)	5	
Operating Temp (°C)	-40~+100	
Storage Temp (°C)	-40~+100	
Peak Pulse Fw Current (mA)	60	
Electrostatic Discharge (HBM) (V)	1000	2000
	598-8550-207F ●Y/●G	all other part #s
Junction Temp (°C)	105	

Dialight reserves the right to make changes at any time in order to supply the best product possible. The most current version of this document will always be available at: www.dialightsignalsandcomponents.com

Warranty Statement: Except for the warranty expressly provided for [herein/above/below], Dialight disclaims any and all other warranties, express or implied, including, without limitation, any warranties of merchantability, fitness for a particular purpose, title, and noninfringement.