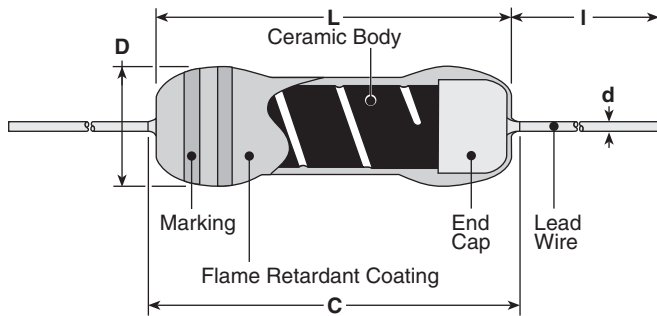


features

- Fixed metal film resistor available (specify “SPRX”)
- Flameproof silicone coating equivalent to (UL94V0)
- High reliability performance
- Suitable for automatic machine insertion
- Products with lead-free terminations meet EU RoHS and China RoHS requirements
- Surface mount style “N” forming is suitable for automatic mounting

leaded resistors

dimensions and construction



Type	Dimensions inches (mm)				
	L	C (max.)	D	d nominal	I*
SPR1/4 SPRX1/4	.13±.012 (3.3±0.3)	.138 (3.5)	.067±.012 (1.7±0.3)	.018 (0.45)	.787 Min. (20.0 Min.)
SPR1/2 SPRX1/2	.244±.02 (6.2±0.5)	.280 (7.1)	.098±.02 (2.5±0.5)	.024 (0.6)	.945 Min. (24.0 Min.)
SPR1 SPRX1	.354±.039 (9.0±1.0)	.437 (11.1)	.138±.02 (3.5±0.5)	.031 (0.8)	
SPR2 SPRX2	.472±.039 (12.0±1.0)	.591 (15.0)	.165±.031 (4.2±0.8)		
SPR3 SPRX3	.610±.039 (15.5±1.0)	.709 (18.0)	.236±.039 (6.0±1.0)		1.18±.118 (30.0±3.0)
SPR5 SPRX5	.965±.039 (24.5±1.0)	1.10 (28.0)	.354±.039 (9.0±1.0)		1.50±.118 (38.0±3.0)

* Lead length changes depending on taping and forming type.

ordering information

SPR	1/2	C	T52	R	103	J
Type	Power Rating	Termination Material	Taping and Forming	Packaging	Nominal Resistance	Tolerance
SPR SPRX	1/4: 0.25W 1/2: 0.5W 1: 1W 2: 2W 3: 3W 5: 5W	C: SnCu	Axial: T26, T52, T521, T631 Stand-off Axial: L52, L521, L631 Radial: VT, VTP, VTE, GT, VTF L, U, M, N Forming	A: Ammo R: Reel TEB: Embossed plastic (N forming)	±2%, ±5%: 2 significant figures + 1 multiplier “R” indicates decimal on value <10Ω ±1%: 3 significant figures + 1 multiplier “R” indicates decimal on value <100Ω	F: ±1% G: ±2% J: ±5%

For further information on packaging, please refer to Appendix C.

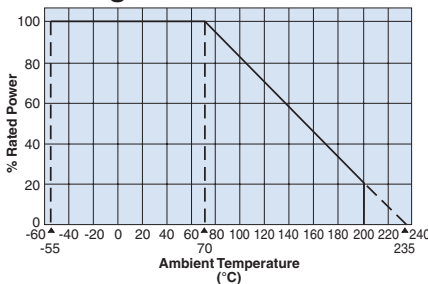
applications and ratings

Part Designation	Power Rating @ 70°C	Minimum Dielectric Withstanding Voltage	T.C.R. (ppm/°C)	Resistance Range			Absolute Maximum Working Voltage	Absolute Maximum Overload Voltage
				E-24* (F±1%, G±2%)	E-24* (G±2%)	E-24 (J±5%)		
SPR1/4	0.25W	300V	±350	—	—	2.2Ω - 10KΩ	$E = \sqrt{P \times R}$	500V
SPR1/2	0.5W	500V		10Ω - 91KΩ	10Ω - 91KΩ	2.2Ω - 91KΩ		800V
SPR1	1W	700V					10Ω - 100KΩ	10Ω - 100KΩ
SPR2	2W			500V				
SPR3	3W	800V		—	—	—	600V	1200V
SPR5	5W	300V		1.0Ω - 2.0Ω	0.22Ω - 2.0Ω	0.1Ω - 2.0Ω	$E = \sqrt{P \times R}$	E x 2.5
SPRX1/4	0.25W	500V						
SPRX1/2	0.5W	700V						
SPRX1	1W	—						
SPRX2	2W	—						
SPRX3	3W	—		—	—	—	—	—
SPRX5	5W	800V		—	—	—	—	—

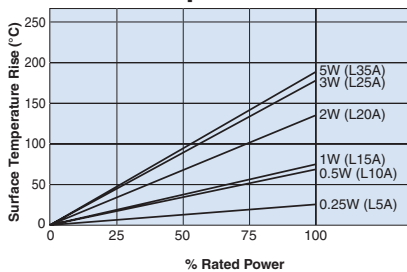
* Please consult when there is a demand of the resistance besides the 1% and 2% range.
 Rated Ambient Temperature: +70°C Operating Temperature Range: -55°C to +200°C

environmental applications

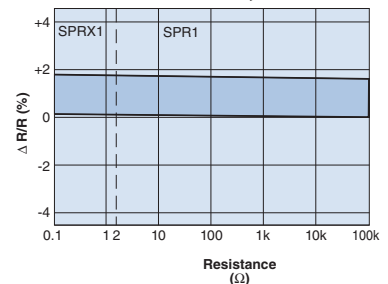
Derating Curve



Surface Temperature Rise



Load Life @ 70°C, 1000 Hr



For resistors operated at an ambient temperature of 70°C or above, a power rating shall be derated in accordance with the above derating curve.

Performance Characteristics

Parameter	Requirement $\Delta R \pm(\% + 0.05\Omega)$		Test Method
	Limit	Typical	
Resistance	Within specified tolerance	—	Measuring points are at 10mm ±1mm from the end cap.
T.C.R.	Within specified T.C.R.	—	+25°C/+125°C
Overload (Short time)	±(1%+0.1Ω)	±0.5%	Rated voltage x 2.5 or max. overload voltage for 5 seconds, whichever is lower
Resistance to Solder Heat	±1%	±0.5%	260°C ±5°C, 10 seconds ± 1 second
Terminal Strength	No lead-coming off and loose terminals	—	Twist 360°C, 5 times
Rapid Change of Temperature	±1%	±0.5%	-55°C (30 minutes), +155°C (30 minutes), 5 cycles
Moisture Resistance	±(3%+0.1Ω):1/4W-2W ±(5%+0.1Ω):3W,5W	1.5: 1/4W-2W 2.5: 3W, 5W	40°C ± 2°C, 90 - 95% RH, 1000 hours, 1.5 hr ON, 0.5 hr OFF cycle
Endurance at 70°C	±(3%+0.1Ω):1/4W-2W ±(5%+0.1Ω):3W,5W	1.5: 1/4W-2W 2.5: 3W, 5W	70°C ± 2°C, 1000 hours, 1.5 hr ON, 0.5 hr OFF cycle
Resistance to Solvent	No abnormality in appearance. Marking shall be easily legible	—	Ultrasonic washing with isopropyl alcohol for 2 minutes. Power: 0.3W/cm ² , f: 28kHz, Temp: 35°C ±5°C
Flame Retardant	No evidence of flaming or self-flaming	—	Flame test: the test flame shall be applied and removed for each 15 seconds respectively to repeat the cycle 5 times. Overload flame retardant: power (AC) corresponding to 2, 4, 8, 16 and 32 times the power rating shall be applied for each 1 minute until disconnection occurs. However the applied voltage shall not exceed the value of 4 times of the maximum operating voltage

Specifications given herein may be changed at any time without prior notice. Please confirm technical specifications before you order and/or use.

12/01/19

Mouser Electronics

Authorized Distributor

Click to View Pricing, Inventory, Delivery & Lifecycle Information:

KOA Speer:

[SPR2LT521R220J](#) [SPR1/2CT52R100J](#) [SPR1/2CT52R101J](#) [SPR1/2CVTPA244J](#) [SPR1C474J](#) [SPR1CT52A472J](#)
[SPR1CT52R101J](#) [SPR1CT52R102J](#) [SPR1CT52R221J](#) [SPR1CT52R271J](#) [SPR1CT52R820J](#) [SPR1CT52R823J](#)
[SPR1L912J](#) [SPR1LT52R100J](#) [SPR1LT52R121J](#) [SPR1LT52R182J](#) [SPR1LT52R220J](#) [SPR1LT52R221J](#)
[SPR1LT52R273J](#) [SPR1LT52R330J](#) [SPR1LT52R471J](#) [SPR1LT52R510J](#) [SPR1LT52R820J](#) [SPR1LT52R822J](#)
[SPR1LT52R823J](#) [SPR2CT521R101J](#) [SPR2CT521R104J](#) [SPR2CT521R105J](#) [SPR2CT521R303J](#) [SPR2CT521R332J](#)
[SPR2CT521R392J](#) [SPR2CT521R433J](#) [SPR2CT521R822J](#) [SPR2LT521R100J](#) [SPR2LT521R105J](#)
[SPR2LT521R182J](#) [SPR2LT521R204J](#) [SPR2LT521R223J](#) [SPR2LT521R303J](#) [SPR2LT521R331J](#) [SPR2LT521R392J](#)
[SPR2LT521R393J](#) [SPR2LT521R470J](#) [SPR2LT521R681J](#) [SPR3C220J](#) [SPR3CT631R153J](#) [SPR3CT631R823J](#)
[SPR3L220J](#) [SPR3LT631R104J](#) [SPR3LT631R200J](#) [SPR3LT631R473G](#) [SPR5L564J](#) [SPRX1/2CT52RR10J](#)
[SPR3LT631R470G](#) [SPR1CT52R220J](#) [SPR1LT52R151J](#) [SPR2CT521R362J](#) [SPR2CT521R7500F](#) [SPR1CT52R1002F](#)
[SPR2CT521R122J](#) [SPR2CT521R151J](#) [SPR2CT521R223J](#) [SPR2CT521R471J](#) [SPR3CT631R102J](#)
[SPR2CT521R473J](#) [SPR1CVTPA184J](#) [SPR1LT52R620J](#) [SPR2CT52R220J](#) [SPR2CT521R181J](#) [SPR2CT521R220J](#)
[SPR2LT521R224J](#) [SPR2CT521R100J](#) [SPR1C101J](#) [SPR1C391J](#) [SPR1CT52R100J](#) [SPR1CT52R103J](#)
[SPR1CT52R152J](#) [SPR1CT52R154J](#) [SPR1CT52R222J](#) [SPR1CT52R224J](#) [SPR1CT52R331J](#) [SPR1CT52R471J](#)
[SPR1CT52R4R7J](#) [SPR1CT52R561J](#) [SPR1CT52R681J](#) [SPR2C183J](#) [SPR2C474J](#) [SPR2C680J](#) [SPRX1CT52RR20J](#)
[SPR2CT521R390J](#) [SPR1CT52R332J](#) [SPR2CT521R681J](#) [SPR2CT521R391J](#) [SPR1CT52R361J](#) [SPR2CT521R683J](#)
[SPR1CT52R203J](#) [SPR2CT52R683J](#) [SPR1CT52R620J](#) [SPR2LT521R513J](#) [SPR1/2CT52R3301F](#)