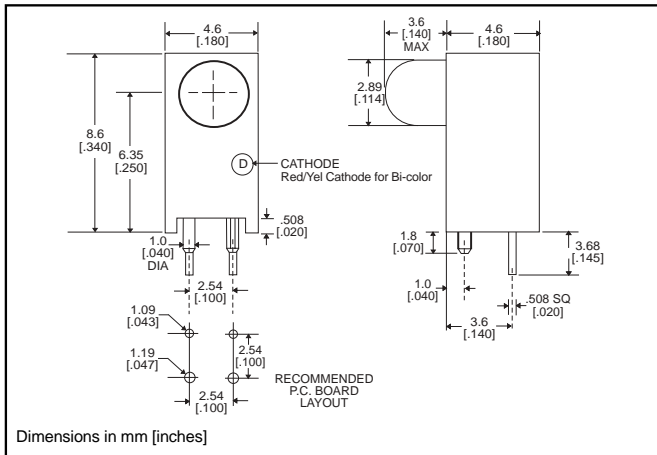


3mm

# LED CBI® Circuit Board Indicator .250" High LED Centerline

# Dialight

## 551-xx03



Dimensions in mm [inches]

Standard Polarity shown in drawing: Cathode right

### Features

- Multiple CBIs form horizontal LED arrays on 4.7mm (0.185") center-lines
- High Contrast, UL 94 V-0 rated, black housing
- Oxygen index: 31.5%
- Polymer content: PBT, 0.190 g
- Housing stand-offs facilitate PCB cleaning
- Locating pins provide stability during soldering
- Solderability per MIL-STD-202F, method 208F
- LEDs are safe for direct viewing per IEC 825-1, EN-60825-1

### Tolerance note: As noted, otherwise:

- LED Protrusion:  $\pm 0.04$  mm [ $\pm 0.016$ ]
- CBI Housing:  $\pm 0.02$ mm [ $\pm 0.008$ ]

### PART NO.

### COLOR

#### HIGH EFFICIENCY

551-0203	Green
551-0303	Yellow
551-0403	Red
551-2503	Orange

#### INTEGRAL RESISTOR, 5 VOLTS

551-0503	Red
551-0603	Green
551-0703	Yellow

#### LOW CURRENT

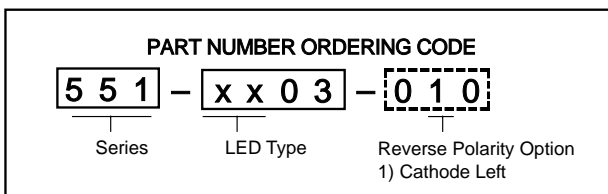
551-1103	Red
551-1203	Yellow
551-1303	Green

#### BI-COLOR

551-3003	Red/Green
551-3103	Yellow/Green

To order any of the 551-xx03 part numbers with Reverse Polarity (Cathode Left), please add -010 to the part numbers shown above.

4



-010 Ordering Code Suffix required ONLY for Reverse Polarity Option

## Typical Operating Characteristics ( $T_A=25^{\circ}\text{C}$ )

See LED data sheet for additional information  
See page 4-70 and 4-71 for Reference Only LED Drive Circuit Examples. See page 4-72 for Pin Out

### HIGH EFFICIENCY

Part Number	Color	Peak Wavelength nm	$I_V$ mcd	$V_F$ Volts	Test Current (mA)	Viewing Angle $2\theta_{\%}$	LED Data sheet	Page #
551-0203	Green	563	16	2.1	10	45°	521-9408	4-64
551-0303	Yellow	585	6.3	2.1	10	45°	521-9428	4-64
551-0403	Red	650	10	2	10	45°	521-9427	4-64
551-2503	Orange	600	7	2.2	10	60°	521-9498	4-58

### INTEGRAL RESISTOR, 5 VOLTS

Part Number	Color	Peak Wavelength nm	$I_V$ mcd	Test Voltage	Forward Current (mA)	Viewing Angle $2\theta_{\%}$	LED Data sheet	Page #
551-0503	Red	635	29	5	10	60°	521-9215	4-59
551-0603	Green	565	19	5	10	60°	521-9323	4-59
551-0703	Yellow	585	12.6	5	10	60°	521-9322	4-59

### LOW CURRENT

Part Number	Color	Peak Wavelength nm	$I_V$ mcd	$V_F$ Volts	Test Current (mA)	Viewing Angle $2\theta_{\%}$	LED Data sheet	Page #
551-1103	Red	635	1.6	1.7	2	60°	521-9324	4-60
551-1203	Yellow	585	1.6	1.8	2	60°	521-9325	4-60
551-1303	Green	565	1.6	1.9	2	60°	521-9326	4-60

### BI-COLOR

Part Number	Color	Peak Wavelength nm	$I_V$ mcd	$V_F$ Volts	Test Current (mA)	Viewing Angle $2\theta_{\%}$	LED Data sheet	Page #
551-3003	Red/Green	635/565	4.7/10	2/2.1	10	50°	521-9459	4-63
551-3103	Yellow/Green	585/565	4.3/6.3	2.1*/2.1*	10	80°	521-9478	4-62

\*  $I_F = 20\text{mA}$



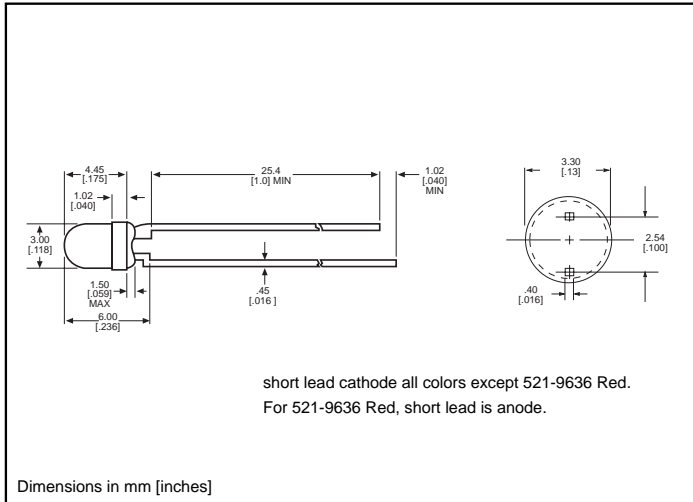
# 3mm Discrete LED

## High Efficiency

### Diffused

521-9210, -9211, -9216, -9498, -9636

# Dialight



#### PART NO. COLOR

- 521-9210 Green
- 521-9211 Yellow
- 521-9216 Red
- 521-9498 Orange
- 521-9636 Red



**MOUNTING CLIP: 515-0006**  
located on page 4-65

<b>ABSOLUTE MAXIMUM RATINGS</b> ( $T_A=25^\circ\text{C}$ )	Green <b>-9210</b>	Yellow <b>-9211</b>	Red <b>-9216</b>	Orange <b>-9498</b>	Red <b>-9636</b>
Power Dissipation (mW)	100	60	100	135	100
Forward Current (mA)	30	20	30	25	40
Derating (mA/°C) <i>From 50°C 1 from 25°C</i>	.4	.25	.4	.5	.5 <sup>1</sup>
Operating Temperature (°C)	-55/+100	-55/+100	-55/+100	-55/+100	-55/+100
Storage Temperature (°C)	-55/+100	-55/+100	-55/+100	-55/+100	-55/+100
Soldering Temperature	260°C, 5 seconds, 1.6 mm from body				

*Solder Adherence per MIL-STD-202E, Method 208C*

<b>OPERATING CHARACTERISTICS</b> ( $T_A=25^\circ\text{C}$ )		Green <b>-9210</b>	Yellow <b>-9211</b>	Red <b>-9216</b>	Orange <b>-9498</b>	Red <b>-9636</b>
Luminous Intensity (mcd)	Min.	4.7	7.4	7.4	3.4	8.7 <sup>1</sup>
	Typical	12.6	10	10	7	48 <sup>1</sup>
Peak Wavelength (nm)	Typical	565	585	635	600	660
Viewing Angle ( $2\theta$ °)	Typical	60°	60°	60°	60°	60°
Forward Voltage (V)	Typical	2.1 <sup>1</sup>	2.1 <sup>1</sup>	2 <sup>1</sup>	2.2	1.8 <sup>1</sup>
	Max.	2.8 <sup>1</sup>	2.8 <sup>1</sup>	2.8 <sup>1</sup>	3	2.4 <sup>1</sup>
Reverse Voltage (V), $I_R=100\mu\text{A}$	Max.	5	5	5	5	4

<sup>1</sup>  $\theta$  is the off axis angle at which the luminous intensity is half the axial luminous intensity

# 3mm Discrete LED Integral Resistor, 5V Diffused

# Dialight

## 521-9215, -9322, -9323



PART NO.	COLOR
521-9215	Red
521-9322	Yellow
521-9323	Green

**MOUNTING CLIP:** 515-0006  
located on page 4-65

<b>ABSOLUTE MAXIMUM RATINGS</b> ( $T_A=25^\circ\text{C}$ )	Red	Yellow	Green
	<b>-9215</b>	<b>-9322</b>	<b>-9323</b>
Forward Voltage (V)	7.5	7.5	7.5
Derating ( $V/^\circ\text{C}$ ) From $50^\circ\text{C}$	.086	.086	.071
Operating Temperature ( $^\circ\text{C}$ )	-40/+85	-40/+85	-20/+85
Storage Temperature ( $^\circ\text{C}$ )	-55/+100	-55/+100	-55/+100
Soldering Temperature	260 $^\circ\text{C}$ , 5 seconds, 1.6 mm from case		

Solder Adherence per MIL-STD-202E, Method 208C

<b>OPERATING CHARACTERISTICS</b> ( $T_A=25^\circ\text{C}$ )		Red	Yellow	Green
		<b>-9215</b>	<b>-9322</b>	<b>-9323</b>
Luminous Intensity (mcd)	Min.	8.7	3.7	5.6
	Typical	29	12.6	19
Peak Wavelength (nm)	Typical	635	585	565
Viewing Angle ( $2\theta_{1/2}$ )	Typical	60 $^\circ$	60 $^\circ$	60 $^\circ$
Forward Current (mA)	Typical	10	10	10
	Max.	20	20	20
Reverse Voltage (V), $I_R=100\mu\text{A}$	Min.	5	5	5

$\theta_{1/2}$  is the off axis angle at which the luminous intensity is half the axial luminous intensity

4

**3mm Discrete LED**  
**Low Current**  
**Diffused**

**Dialight**

**521-9324, -9325, -9326**



PART NO.	COLOR
521-9324	Red
521-9325	Yellow
521-9326	Green

**MOUNTING CLIP:** 515-0006  
 located on page 4-65

**ABSOLUTE MAXIMUM RATINGS** ( $T_A=25^\circ\text{C}$ )

	Red -9324	Yellow -9325	Green -9326
Power Dissipation (mW)	20	20	20
Forward Current (mA)	7	7	7
Derating (mA/°C) From 90°C	.7	.7	.7
Peak Current (mA) Pulse width = 10 $\mu\text{s}$	500	500	500
Operating Temperature (°C)	-55/+100	-55/+100	-55/+100
Storage Temperature (°C)	-55/+100	-55/+100	-55/+100
Soldering Temperature	260°C, 5 seconds, 1.6 mm from case		

Solder Adherence per MIL-STD-202E, Method 208C

**OPERATING CHARACTERISTICS** ( $T_A=25^\circ\text{C}$ )

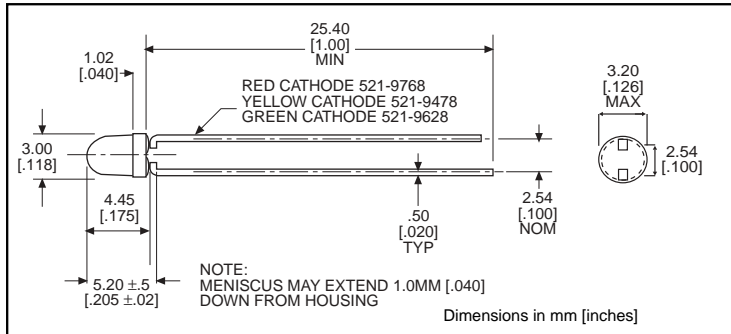
		Red -9324	Yellow -9325	Green -9326
Luminous Intensity (mcd) $I_F=2\text{mA}$	Min.	1	1	1
	Typical	1.6	1.6	1.6
Peak Wavelength (nm) $\lambda$ Peak	Typical	635	585	565
Viewing Angle ( $2\theta$ °)	Typical	60°	60°	60°
Forward Voltage (V) $I_F=2\text{mA}$	Typical	1.7	1.8	1.9
	Max.	2.2	2.7	2.2
Reverse Voltage (V), $I_R=50\mu\text{A}$	Min.	5	5	5

$\theta$  is the off axis angle at which the luminous intensity is half the axial luminous intensity

**3mm Discrete LED**  
**Bi-Color**  
**Non-Tinted, Diffused**



**521-9478, -9628, -9768**



<u>PART NO.</u>	<u>COLOR</u>
521-9478	Yellow/Green
521-9628	Red/Green
521-9768	Red/Yellow

**MOUNTING CLIP: 515-0006**  
 located on page 4-65

<b>ABSOLUTE MAXIMUM RATINGS</b> ( $T_A=25^\circ\text{C}$ )	Yellow/Green <b>-9478</b>	Red/Green <b>-9628</b>	Red/Yellow <b>-9768</b>
Power Dissipation (mW)	60/100	140/100	100/60
Forward Current (mA)	20/30	40/30	30/20
Derating (mA/°C) From 25°C From 50°C	.25 <sup>1</sup> /.40 <sup>1</sup>	.5/.4	.4 <sup>1</sup> /.25 <sup>1</sup>
Peak Current (mA) Pulse width = 10µs	80/120	200/120	120/80
Operating Temperature (°C)	-55/+100	-55/+100	-55/+100
Storage Temperature (°C)	-55/+100	-55/+100	-55/+100
Soldering Temperature	260°C, 5 seconds, 1.66 mm from case		

Solder Adherence per MIL-STD-202E, Method 208C

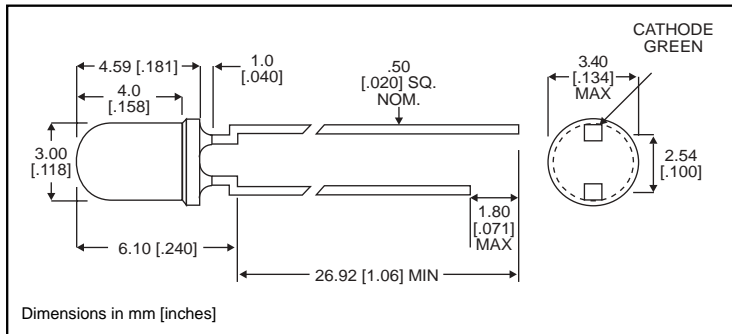
<b>OPERATING CHARACTERISTICS</b> ( $T_A=25^\circ\text{C}$ )		Yellow/Green <b>-9478</b>	Red/Green <b>-9628</b>	Red/Yellow <b>-9768</b>
Luminous Intensity (mcd)	Min.	2.5/2.5	3.7*/1.1*	1.7*/1.7*
	Typical	4.3/6.3	12.6*/3.7*	5.6*/5.6*
Peak Wavelength (nm)	Typical	585/565	660/565	630/585
Viewing Angle ( $2\theta$ °)	Typical	80°	200°	80°
Forward Voltage (V)	Typical	2.1/2.1	1.8/2.1	2/2.1
	Max.	2.8/2.8	2.4/2.8	2.8/2.8
Reverse Voltage (V) $I_R=100\text{ua}$	Min.	5	5	5

° is the off axis angle at which the luminous intensity is half the axial luminous intensity

**3mm Discrete LED  
Bi-Color  
Non-Tinted, Diffused**

**Dialight**

**521-9459**



**PART NO.** 521-9459  
**COLOR** Red/Green

**MOUNTING CLIP:** 515-0006  
located on page 4-65

**4**

**ABSOLUTE MAXIMUM RATINGS** ( $T_A=25^\circ\text{C}$ )

Red/Green  
**-9459**

Power Dissipation (mW)	140
Forward Current (mA)	45
Derating (mA/°C) From 25°C	.6
Peak Current (mA) <i>Pulse width = 10μs</i>	1000
Operating Temperature (°C)	-55/+100
Storage Temperature (°C)	-55/+100
Soldering Temperature	260°C, 5 seconds, 1.6 mm from case

*Solder Adherence per MIL-STD-202E, Method 208C*

**OPERATING CHARACTERISTICS** ( $T_A=25^\circ\text{C}$ )

Red/Green  
**-9459**

Luminous Intensity (mcd) $I_F=10\text{mA}$	Min. Typical	2.5/3.7 4.7/10
Peak Wavelength (nm) $\lambda$ Peak	Typical	635/565
Viewing Angle ( $2\theta_{1/2}$ )	Typical	50°
Forward Voltage (V) $I_F=10\text{mA}$	Typical Max.	2/2.1 2.8/2.8

$\theta_{1/2}$  is the off axis angle at which the luminous intensity is half the axial luminous intensity

# 3mm Discrete LED High Efficiency Diffused

# Dialight

## 521-94xx



**TYPE**  
521-9408  
521-9427  
521-9428

**COLOR**  
Green  
Red  
Yellow

**MOUNTING CLIP: 515-0006**  
located on page 4-65

### ABSOLUTE MAXIMUM RATINGS (T<sub>A</sub>=25°C)

	Green <b>-9408</b>	Red <b>-9427</b>	Yellow <b>-9428</b>
Power Dissipation (mW)	75	60	60
Forward Current (mA)	25	20	20
Derating (mA/°C) From 50°C	.5	.5	.5
Peak Current (mA)	60	60	60
Operating Temperature (°C)	-25/+85	-25/+85	-25/+85
Storage Temperature (°C)	-30/+100	-30/+100	-30/+100
Soldering Temperature	260°C, 5 seconds, 1.6 mm from case		

Solder Adherence per MIL-STD-202E, Method 208C

### OPERATING CHARACTERISTICS (T<sub>A</sub>=25°C)

		Green <b>-9408</b>	Red <b>-9427</b>	Yellow <b>-9428</b>
Luminous Intensity (mcd)	Min.	5.6	3.6	2.2
	Typical	16	10	6.3
Peak Wavelength (nm)	Typical	563	650	585
Viewing Angle (2θ <sup>1/2</sup> )	Typical	45°	45°	45°
Forward Voltage (V)	Typical	2.1	2	2.1
	Max.	3	3	3
Reverse Voltage (V), I <sub>R</sub> =10μA	Min.	3	3	3

θ<sup>1/2</sup> is the off axis angle at which the luminous intensity is half the axial luminous intensity



# Mouser Electronics

Authorized Distributor

Click to View Pricing, Inventory, Delivery & Lifecycle Information:

## Dialight:

[551-0203](#) [551-0403F](#) [551-0203F](#) [551-3003](#) [551-0403](#) [551-3103F](#) [551-0303](#) [551-0303F](#) [551-0703](#) [551-1203F](#)  
[551-0603F](#) [551-2503F](#) [551-1103F](#) [551-1303F](#) [551-3003F](#) [551-0703F](#) [551-2503](#) [551-0503F](#) [551-1303](#) [551-0803-801F](#)