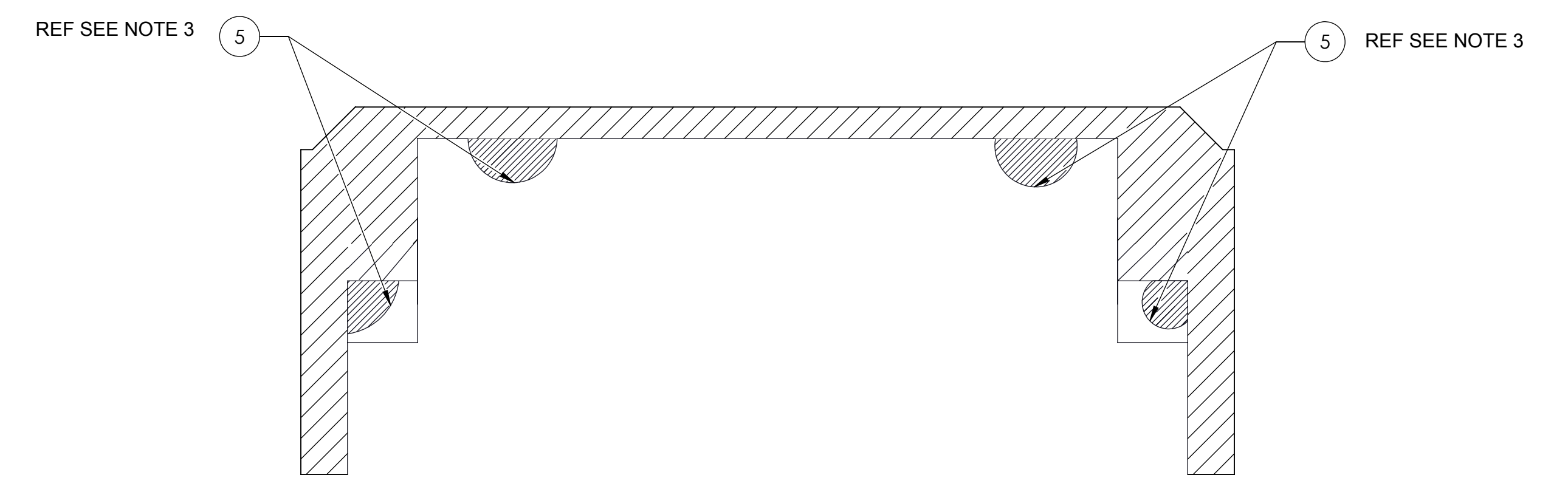
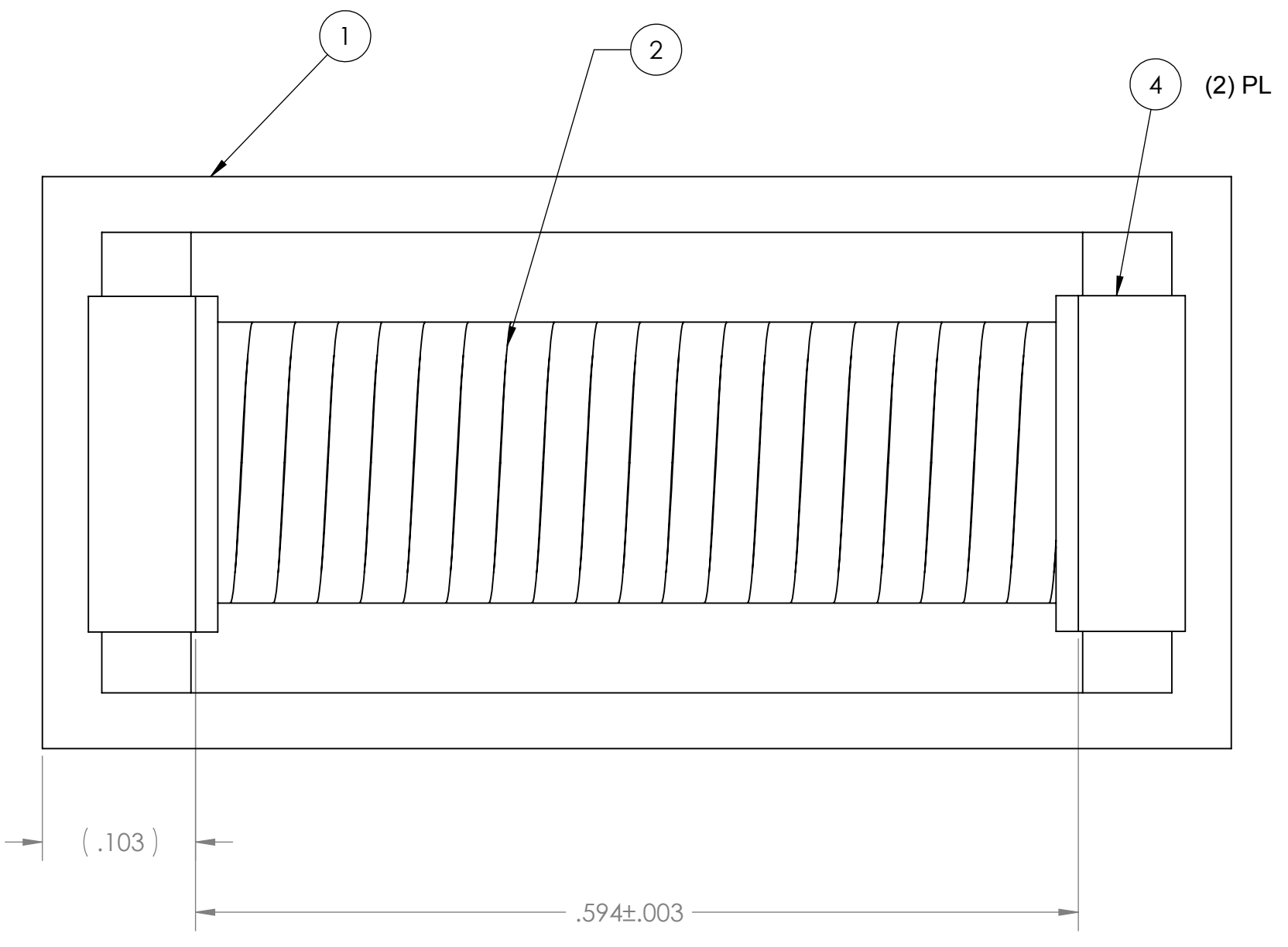
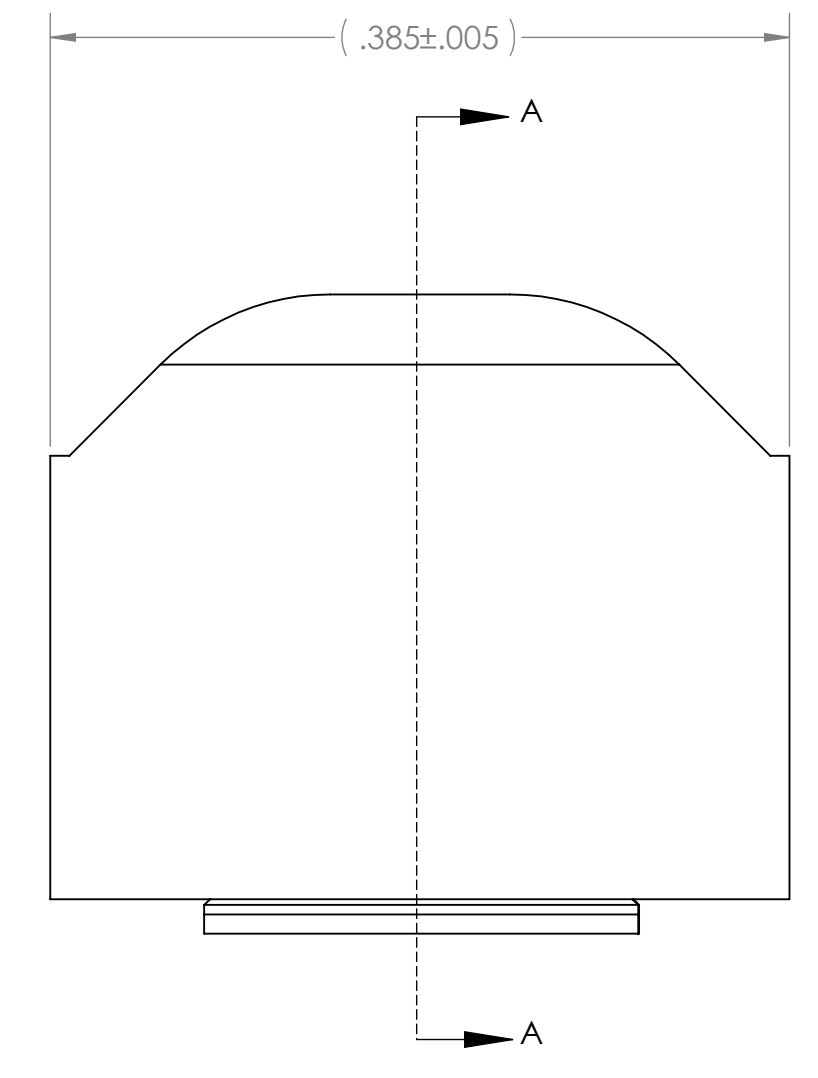
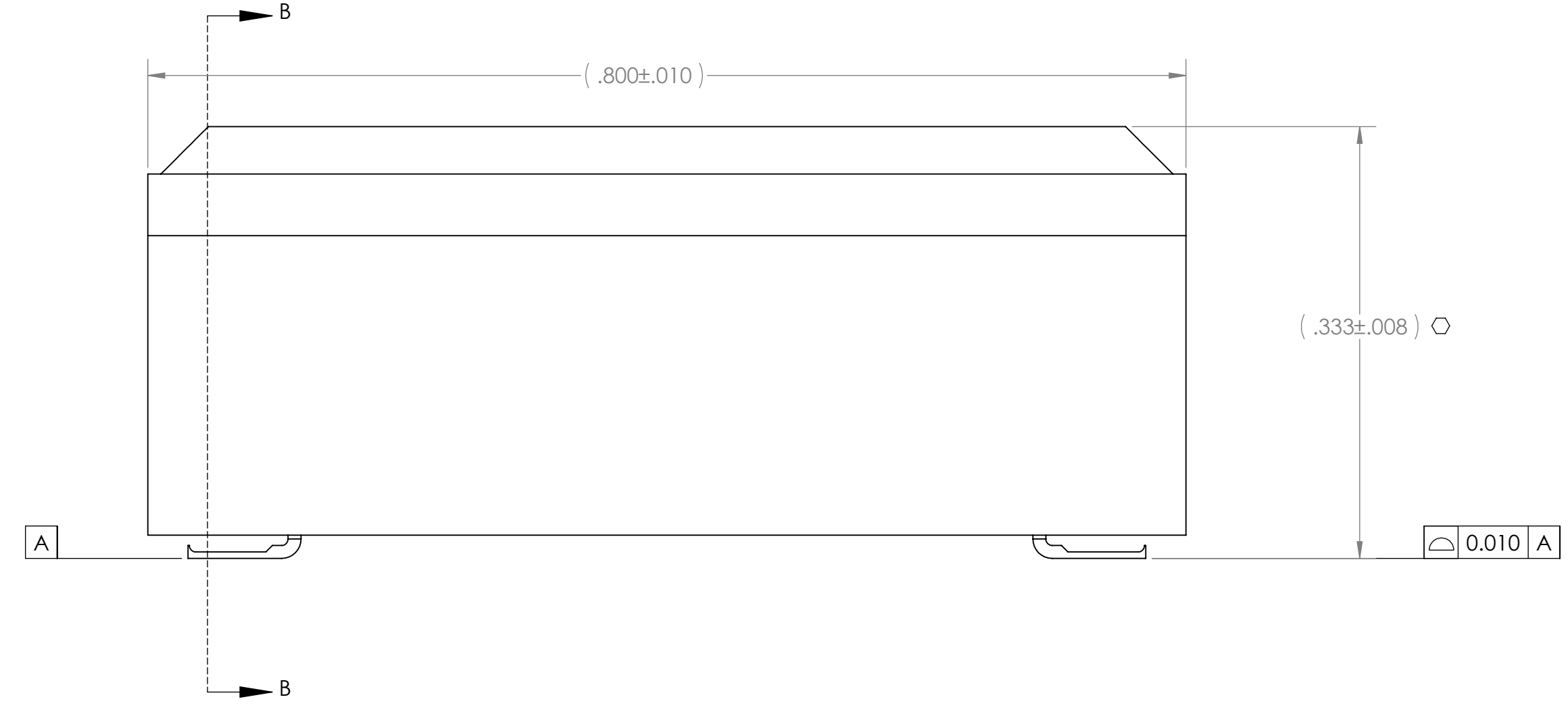
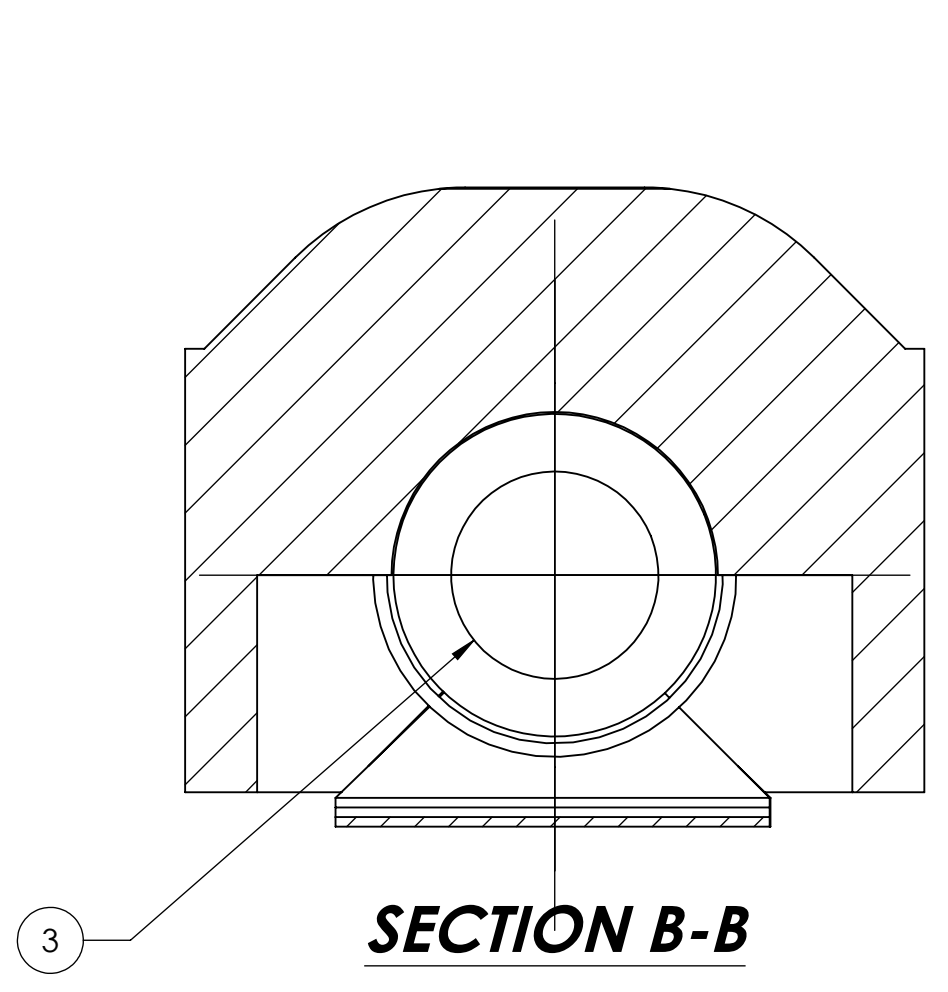


VICOR CONFIDENTIAL
THIS DOCUMENT AND THE DATA DISCLOSED HEREIN OR HEREWITH IS NOT TO BE REPRODUCED, USED OR DISCLOSED IN WHOLE OR IN PART TO ANYONE WITHOUT THE PERMISSION OF VICOR CORP.

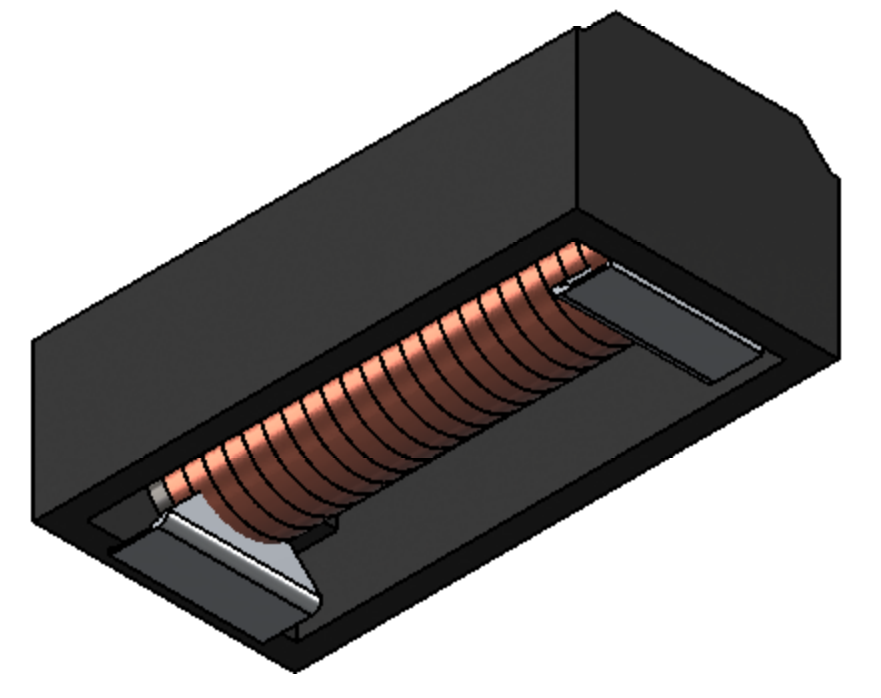
REVISIONS				
REV	DESCRIPTION	DATE	APPROVED	
1	RELEASED PER E063645	PEI 03/06/06	MB	
2	REVISED PER E101020	KUK 08/18/10	DCS	



SECTION A-A
ITEMS 2,3 AND 4 REMOVED FOR CLARITY

BOM NO.	NO. OF TURNS	TURNS TOL.	uh @ 100 KHz 1V (OPEN CKT)			MIN Q @ 100 KHz 1V (OPEN CKT)	RDC mOHMS	
			MIN	NOM	MAX		TYP.	MAX
31499-01	90	+/- 3	279.30	332.10	390.07	30.0	220.70	260.43
31499-02	77	+/- 2	207.56	243.09	281.35	30.0	132.50	156.35
31499-03	57	+/- 2	111.62	133.21	156.99	25.0	68.84	81.23
31499-04	44	+/- 1	68.23	79.38	91.33	25.0	40.97	48.34
31499-05	34	+/- 1	40.18	47.40	55.25	25.0	24.90	29.38
31499-06	27	+/- 1	24.94	29.89	35.36	20.0	13.67	16.13
31499-07	22	+/- 1	16.27	19.84	23.86	20.0	9.33	11.01
31499-08	18	+/- 1	10.66	13.28	16.28	20.0	6.41	7.56
31499-09	14	+/- 0	7.23	8.04	8.84	20.0	3.90	4.49
31499-10	12	+/- 0	5.31	5.90	6.49	20.0	2.81	3.23
31499-11	10	+/- 0	3.69	4.10	4.51	25.0	1.75	2.01
31499-12	8	+/- 0	2.36	2.62	2.89	25.0	1.24	1.43
31499-13	6	+/- 0	1.33	1.48	1.62	25.0	0.708	0.814
31499-14	5	+/- 0	0.92	1.03	1.13	25.0	0.506	0.582
31499-15	4	+/- 0	0.59	0.66	0.72	25.0	0.364	0.419
31499-16	3	+/- 0	0.33	0.37	0.41	25.0	0.224	0.258

- NOTES:
 1. SEE BOM 31499-XX FOR LIST OF PARTS.
 2. REFLOW SOLDER TERMINALS, ITEM 4, TO ENDS OF COIL, ITEM 2, USING 96/4 TIN/SILVER SOLDER.
 3. JOIN INSULATED ROD, ITEM 3, AND COIL, ITEM 2, TO FERRITE BASKET, ITEM 1, USING APPROXIMATELY 0.015 GRAM OF ADHESIVE, ITEM 5, AT EACH OF THE 4 LOCATIONS SHOWN IN SECTION A-A.
 4. ADDITIONAL ADHESIVE MAY BE ADDED TO THE ASSEMBLY TO ENSURE THE .010 PROFILE SPEC CAN BE MET. (VENDOR OPTION).
 5. PARTS SHALL MEET SOLDERABILITY REQUIREMENTS PER MIL-STD-202F, METHOD 208 AFTER EXPOSURE TO 8 HRS STEAM AGING PER MIL-STD-883, METHOD 2003.
 6. "O" DENOTES CRITICAL CHARACTERISTICS FOR LOT INSPECTION.
 7. ROHS COMPLIANT, LEAD FREE PER CST-0001 LATEST REVISION.
 8. GENERAL WORKMANSHIP STANDARDS FOR MAGNETIC COMPONENTS PER WS-0002 LATEST REVISION.



DRAWN	DATE	VICOR		SWD
KNIGHT	10/18/05			
MATERIAL	UNLESS OTHERWISE SPECIFIED DIMENSIONS ARE INCH [MM] TOLERANCES ARE: DECIMALS ANGLES X.XXX [X.X] = ±0.01 [0.25] ±1° X.XXX [X.XX] = ±0.005 [0.127]			
FINISH	THIRD ANGLE PROJECTION	SIZE	CAGE CODE	DWG NO
		D	67131	31499-XX
	DO NOT SCALE DRAWING	SCALE 10 : 1		REV 2
				SHEET 1 OF 1

Mouser Electronics

Authorized Distributor

Click to View Pricing, Inventory, Delivery & Lifecycle Information:

Vicor:

[31499-15](#) [31499-01](#) [31499-07](#) [31499-14](#) [31499-16](#) [31499-11](#) [31499-13](#) [31499-08](#) [31499-12](#) [31499-09](#) [31499-10](#)
[31499-03](#) [31499-04](#) [31499-06](#) [31499-02](#) [31499-05](#)