

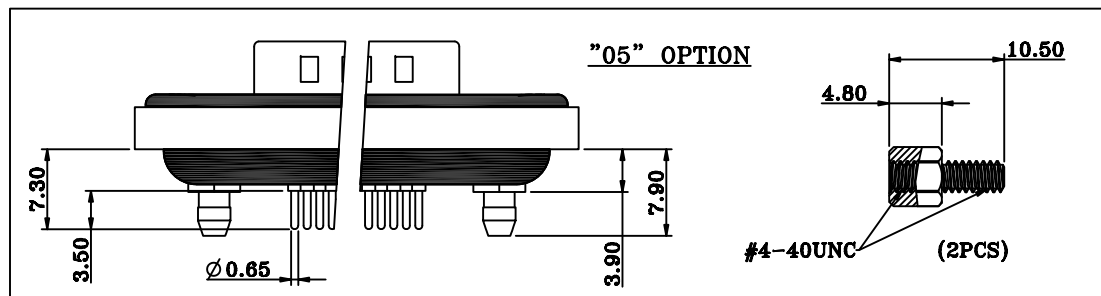
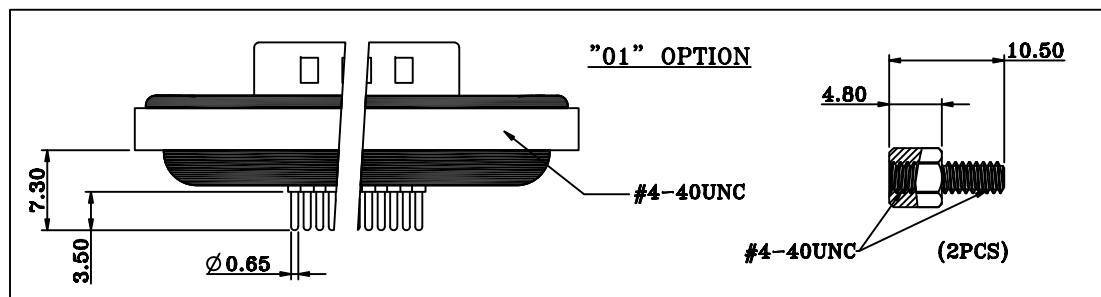
DIMENSIONS(mm)			
SIZE	A	B	C
15	39.50	25.00	16.90
26	48.00	33.30	25.25
44	61.50	47.05	38.95
62	77.80	63.50	55.40

NOTE:

MATERIAL

HOUSING	PBT UL94V-0, BLACK
FLANGE	PBT UL94V-0, BLACK
CONTACT	BRASS, PLATING P/N KEY BELOW
SHELL	STEEL, NICKEL
O-RING	SILICONE
SEALING COMPOUND	EPOXY
HARDWARE	BRASS; NICKEL PLATED

HARDWARE OPTIONS



ELECTRICAL

RATED CURRENT	3A
VOLTAGE	1000 VAC 1 MIN
INSULATOR RESISTANCE	5 GOhms MIN.
CONTACT RESISTANCE	10 mOhms MAX.
WATER PROOF	IP67
ENVIRONMENT	
OPERATION TEMPERATURE	-25°C TO +85°C

HDF-VYY-113LYYY

SERIES

HDF = HD DSUB FLANGE

CONTACT TYPE

V = VERTICLE PCB MOUNT

POSITIONS

15
26
44
62

GENDER

1 = MALE

HARDWARE OPTIONS

01 = 4-40 THREADED INSERTS/4-40 JACKSCREWS
05 = 4-40 THREADED BOARDLOCKS/4-40 JACKSCREWS

CONTACT PLATING OPTIONS

1 = GOLD FLASH
2 = 30u" GOLD PLATING

RoHS COMPLIANT



THESE DRAWINGS AND SPECIFICATIONS ARE THE PROPERTY OF NorComp AND SHALL NOT BE REPRODUCED, COPIED OR USED AS THE BASIS FOR THE MANUFACTURE OR SALE OF APPARATUS WITHOUT WRITTEN PERMISSION.

DRAWN:
J. KADEL

DATE:
03/02/2020

TOLERANCES

X. ±0.40
.X ±0.30
.XX ±0.20
.XXX ±0.10

UNITS = mm

DO NOT SCALE FROM DRAWING

NorComp

SCALE:
NTS

SHEET OF
1 2

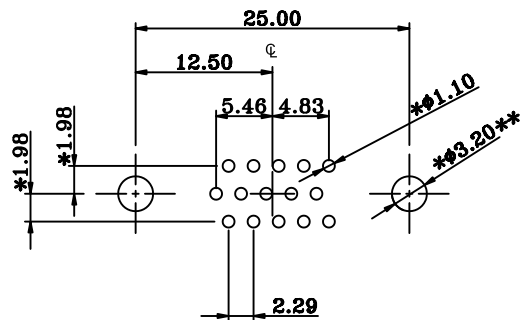
REV
0

DWG NO.

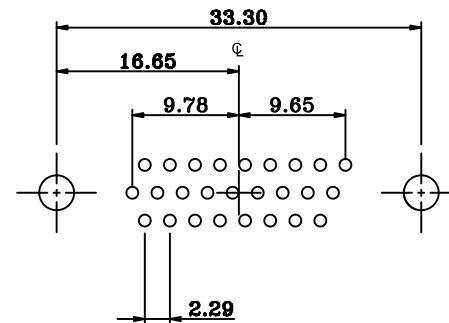
HDF-VYY-113LYYY

****ø3.20MM HOLES NOT NEEDED FOR "01" HARDWARE OPTION**

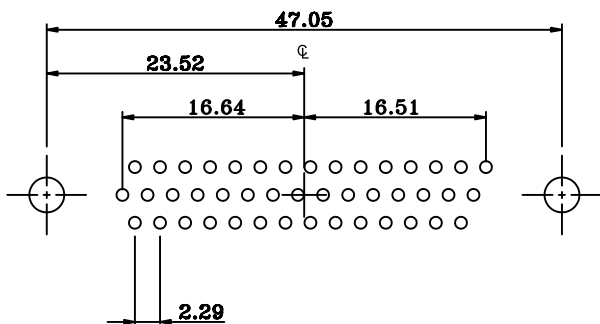
15 POSITION



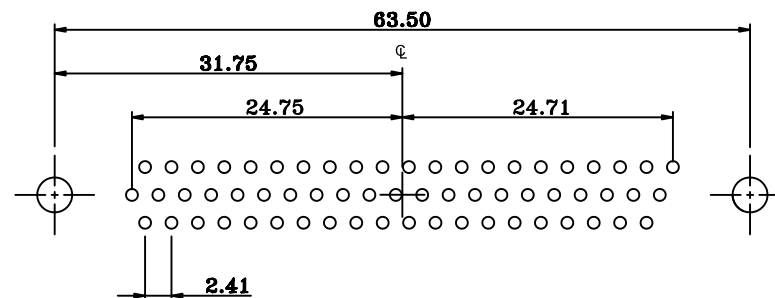
26 POSITION



44 POSITION



62 POSITION



RECOMMENDED PCB LAYOUT

***TYPICAL // HOLE SIZE MAY NOT BE SUITABLE FOR YOUR SPECIFIC APPLICATION**

RoHS COMPLIANT



THESE DRAWINGS AND SPECIFICATIONS ARE THE PROPERTY OF NorComp AND SHALL NOT BE REPRODUCED, COPIED OR USED AS THE BASIS FOR THE MANUFACTURE OR SALE OF APPARATUS WITHOUT WRITTEN PERMISSION.

DRAWN:
J. KADEL

DATE:
03/02/2020

TOLERANCES

X. ±0.40
.X ±0.30
.XX ±0.20
.XXX ±0.10

UNITS = mm

DO NOT SCALE FROM DRAWING

NorComp

SCALE:
NTS

SHEET OF
2 2

REV
0

DWG NO.

HDF-VYY-113LYYY

Mouser Electronics

Authorized Distributor

Click to View Pricing, Inventory, Delivery & Lifecycle Information:

NorComp:

[HDF-V15-113L052](#) [HDF-V44-113L011](#) [HDF-V26-113L011](#) [HDF-V26-113L012](#) [HDF-V15-113L051](#) [HDF-V62-113L012](#) [HDF-V62-113L051](#) [HDF-V26-113L051](#) [HDF-V26-113L052](#) [HDF-V15-113L012](#) [HDF-V44-113L052](#) [HDF-V62-113L011](#) [HDF-V15-113L011](#) [HDF-V44-113L012](#) [HDF-V44-113L051](#) [HDF-V62-113L052](#)