

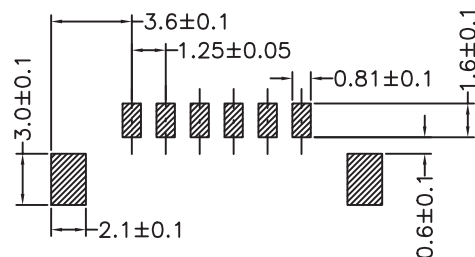
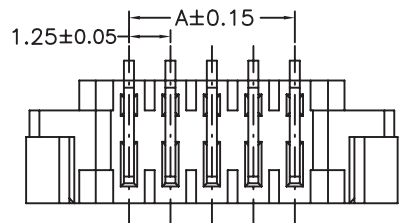
1

2

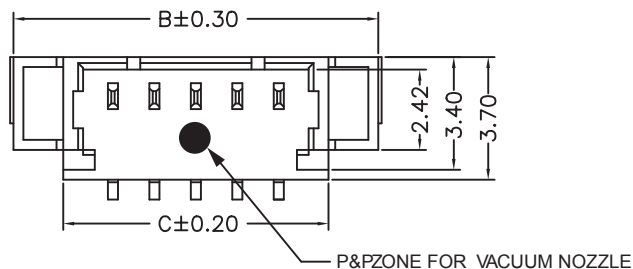
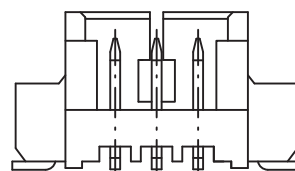
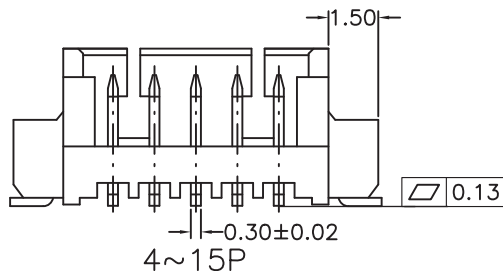
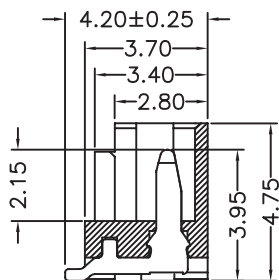
3

4

5



PCB LAYOUT - COMPONENT VIEW



TECHNICAL CHARACTERISTICS

MATERIAL
INSULATOR: NYLON 46
FLAMMABILITY RATING: UL94-V0
COLOR: IVORY
CONTACT MATERIAL: COPPER ALLOY
CONTACT TYPE: STAMPED
CONTACT PLATING: TIN
QUALITY CLASS: 25 MATING CYCLES
PITCH: 1.25 MM

ENVIRONMENTAL
OPERATING TEMPERATURE: -40 UP TO 85°C
COMPLIANCE: LEAD FREE AND ROHS

ELECTRICAL
CURRENT RATING: 1 A
WORKING VOLTAGE: 125 VAC
INSULATOR RESISTANCE: >100 MOHM
DIELECTRIC WITHSTANDING VOLTAGE: 250 VAC/MN
CONTACT RESISTANCE: 20 mOHM MAX

STANDARD
 CERTIFIED: E323964

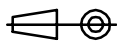
SOLDERING
JEDEC LEAD FREE REFLOW SOLDERING PROCESS

PACKAGING
TAPE AND REEL

DIMENSION
A = 1.25 x (NB PIN - 1)
B = 1.25 x (NB PIN + 1) + 3.5
C = 1.25 x (NB PIN + 1) + 0.5

RoHS Compliant

PROJECTION:



GENERAL TOLERANCE

.X = +/- 0.2

.XX = +/- 0.15



APPROVAL: BBu

UNIT: MM

SCALE:

SHEET: 1/3

DRAW: CEL KING

DESCRIPTION: 1.25 MM SMT MALE VERTICAL SHROUDED HEADER

WERI PART NO: 653 1xx 124 022

SIZE

A4

| | | | |
|-----|-----------|-------|----|
| J | 28-FEB-17 | TPK | AK |
| I | 14-SEP-16 | TPK | AK |
| H | 06-AUG-15 | COLOR | AK |
| REV | DATE | FILE | BY |

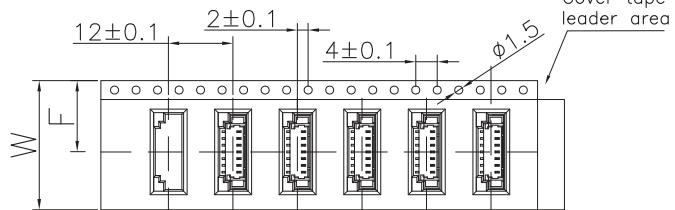
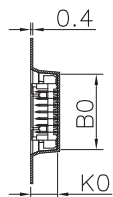
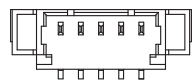
1

2

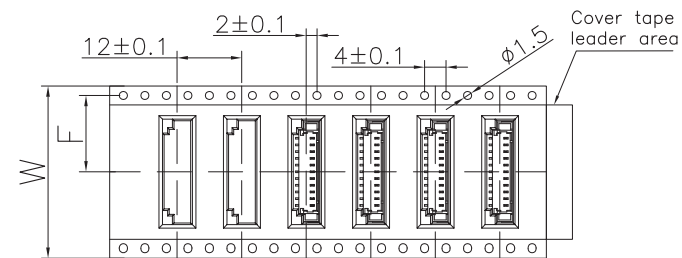
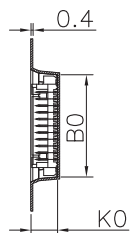
3

4

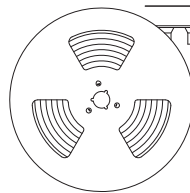
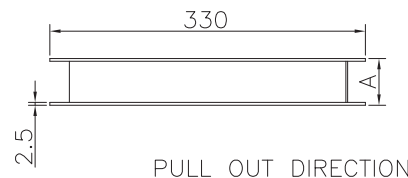
5



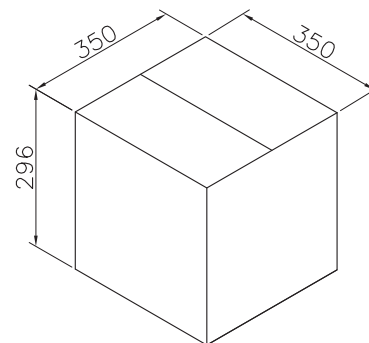
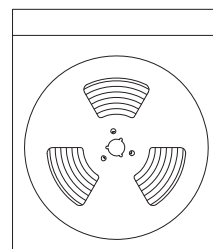
For Reel width (dimension W) 16,24mm
Single row hole



For Reel width (dimension W) 32,44,56,72mm
Double rows hole



Vacuum Bag



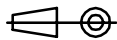
Note:

- 1.All dimensions meet EIA-481-3 requirements.
- 2.Material: Transparent Conductive Polystyrene Alloy 100% recyclable.
- 3.Thickness: 0.40±0.05mm
- 4.Component load per 13" reel:1000 pcs.
- 5.CARTON SIZE:350*350*296(mm)
Vacuum bag:450*500*0.2(mm)

| Pin No | W | F | A0 | B0 | K0 | PCS/R | R/CTN | Q'TY |
|--------|----|------|------|-------|-----|-------|-------|------|
| 02 | 24 | 11.5 | 4.95 | 7.75 | 5.0 | 1000 | 9 | 9000 |
| 03 | 24 | 11.5 | 4.95 | 9.00 | 5.0 | 1000 | 9 | 9000 |
| 04 | 24 | 11.5 | 4.95 | 10.25 | 5.0 | 1000 | 9 | 9000 |
| 05 | 24 | 11.5 | 4.95 | 11.50 | 5.0 | 1000 | 9 | 9000 |
| 06 | 24 | 11.5 | 4.95 | 12.75 | 5.0 | 1000 | 9 | 9000 |
| 07 | 24 | 11.5 | 4.95 | 14.00 | 5.0 | 1000 | 9 | 9000 |
| 08 | 24 | 11.5 | 4.95 | 15.25 | 5.0 | 1000 | 9 | 9000 |
| 09 | 24 | 11.5 | 4.95 | 16.50 | 5.0 | 1000 | 9 | 9000 |
| 10 | 32 | 14.2 | 4.95 | 17.75 | 5.0 | 1000 | 7 | 7000 |
| 11 | 32 | 14.2 | 4.95 | 19.00 | 5.0 | 1000 | 7 | 7000 |
| 12 | 32 | 14.2 | 4.95 | 20.25 | 5.0 | 1000 | 7 | 7000 |
| 13 | 32 | 14.2 | 4.95 | 21.50 | 5.0 | 1000 | 7 | 7000 |
| 14 | 44 | 20.2 | 4.95 | 22.75 | 5.0 | 1000 | 5 | 5000 |
| 15 | 44 | 20.2 | 4.95 | 24.00 | 5.0 | 1000 | 5 | 5000 |

RoHS Compliant

PROJECTION:



GENERAL TOLERANCE

.X = +/- 0.2
.XX = +/- 0.15



APPROVAL: BBu

UNIT: MM

SCALE:

SHEET: 2/3

DRAW: PEARL

DESCRIPTION: 1.25 MM SMT MALE VERTICAL SHROUDED HEADER

WERI PART NO: 653 1xx 124 022

SIZE

A4

| | | | |
|-----|------|------|----|
| G | | | |
| F | | | |
| E | | | |
| D | | | |
| C | | | |
| B | | | |
| A | | | |
| REV | DATE | FILE | BY |

A

B

C

D

1

2

3

4

5

Cautions and Warnings:

This electronic component is designed and developed with the intention for use in general electronics equipments.

Before incorporating the components into any equipments in the field such as aerospace, aviation, nuclear control, submarine, transportation, (automotive control, train control, ship control), transportation signal, disaster prevention, medical, public information network etc. where higher safety and reliability are especially required or if there is possibility of direct damage or injury to human body, Würth Elektronik must be asked for a written approval.

In addition, even electronic component in general electronic equipments, when used in electrical circuits that require high safety, reliability functions or performance, the sufficient reliability evaluation-check for the safety must be performed before by the user before usage.

A

B

C

RoHS Compliant

| | | | | | | | |
|-----|-----------|------|----|--|---|---|-------------------|
| G | | | | PROJECTION:  | GENERAL TOLERANCE .X = +/- 0.2 .XX = +/- 0.15 |  | |
| F | | | | | | | |
| E | | | | | | | |
| D | | | | | | | |
| C | | | | APPROVAL: JC | UNIT: MM | DESCRIPTION: DISCLAIMER | SIZE A4 |
| B | | | | | SCALE: | | |
| A | 10-SEP-14 | PDF | QL | | SHEET: 3/3 | WERI PART NO: DISCLAIMER | |
| REV | DATE | FILE | BY | | DRAW: QL | | |

D

Mouser Electronics

Authorized Distributor

Click to View Pricing, Inventory, Delivery & Lifecycle Information:

[Wurth Elektronik:](#)

[653105124022](#)