

**FAST RECOVERY**  
**GLASS PASSIVATED RECTIFIER**

**VOLTAGE RANGE 50 to 1000 Volts CURRENT 8.0 Amperes**

**FEATURES**

- \* Fast switching
- \* Low leakage
- \* Low forward voltage drop
- \* High current capability
- \* High surge capability
- \* High reliability

**MECHANICAL DATA**

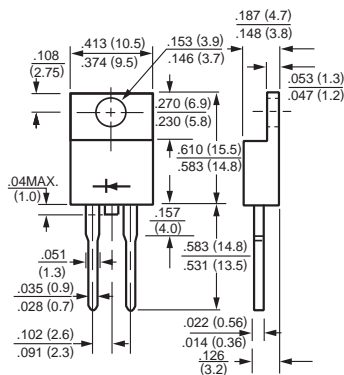
- \* Case: TO-220A molded plastic
- \* Epoxy: Device has UL flammability classification 94V-O
- \* Lead: MIL-STD-202E method 208C guaranteed
- \* Mounting position: Any
- \* Weight: 2.24 grams
- \* Polarity: As marking

**MAXIMUM RATINGS AND ELECTRICAL CHARACTERISTICS**

Ratings at 25 °C ambient temperature unless otherwise specified.  
 Single phase, half wave, 60 Hz, resistive or inductive load.  
 For capacitive load, derate current by 20%.



**TO-220A**



**MAXIMUM RATINGS** (At TA = 25°C unless otherwise noted)

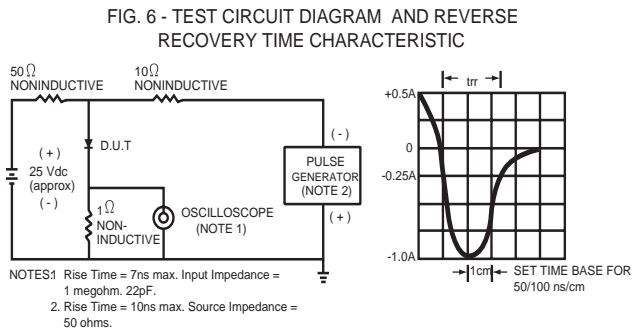
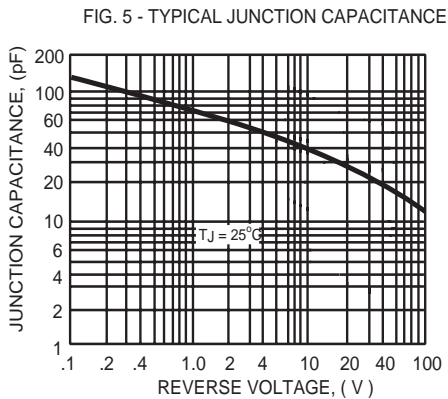
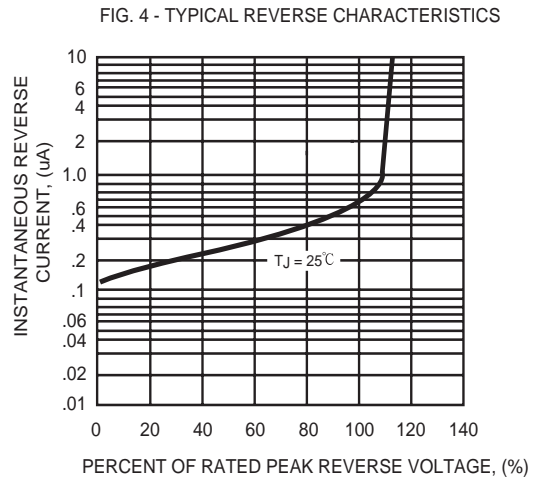
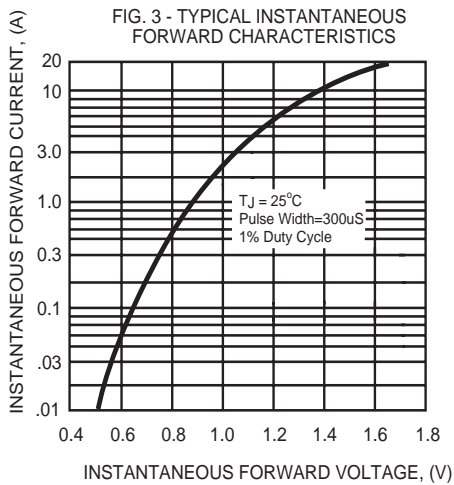
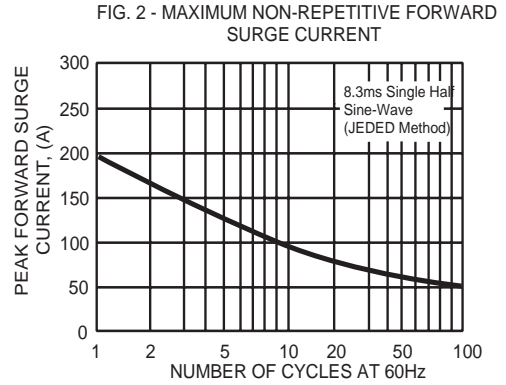
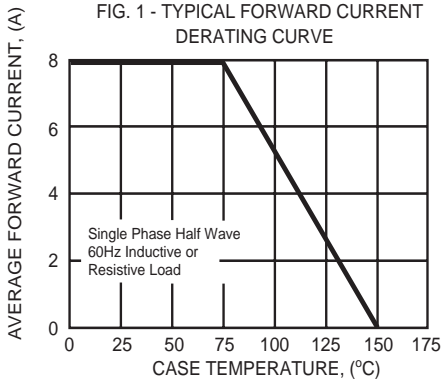
RATINGS	SYMBOL	FR801	FR802	FR803	FR804	FR805	FR806	FR807	UNITS
Maximum Recurrent Peak Reverse Voltage	VRRM	50	100	200	400	600	800	1000	Volts
Maximum RMS Voltage	VRMS	35	70	140	280	420	560	700	Volts
Maximum DC Blocking Voltage	Vdc	50	100	200	400	600	800	1000	Volts
Maximum Average Forward Rectified Current at Tc = 75°C	Io	8.0						Amps	
Peak Forward Surge Current 8.3 ms single half sine-wave superimposed on rated load (JEDEC method)	IFSM	200						Amps	
Typical Thermal Resistance (Note 3)	RθJC	3						°C/W	
Typical Junction Capacitance (Note 2)	Cj	50						pF	
Operating and Storage Temperature Range	TJ, TSTG	-55 to + 150						°C	

**ELECTRICAL CHARACTERISTICS** (At TA = 25°C unless otherwise noted)

CHARACTERISTICS	SYMBOL	FR801	FR802	FR803	FR804	FR805	FR806	FR807	UNITS
Maximum Instantaneous Forward Voltage at 8.0A DC	VF	1.3						Volts	
Maximum DC Reverse Current at Rated DC Blocking Voltage TA = 25°C	IR	10						uAmps	
Maximum Full Load Reverse Current Average, Full Cycle at Tc = 100°C		150						uAmps	
Maximum Reverse Recovery Time (Note 1)	trr	150			250		500		nSec

- NOTES : 1. Test Conditions: IF = 0.5A, IR = -1.0A, IRR = -0.25A  
 2. Measured at 1 MHz and applied reverse voltage of 4.0 volts  
 3. Thermal Resistance Junction to Case.  
 4. Suffix "R" for Reverse Polarity.

# RATING AND CHARACTERISTIC CURVES ( FR801 THRU FR807 )



# Mouser Electronics

Authorized Distributor

Click to View Pricing, Inventory, Delivery & Lifecycle Information:

[Rectron:](#)

[FR806](#) [FR804](#) [FR802](#) [FR805](#) [FR803](#) [FR801](#)