


FLATCABLE CONNECTORS

PCB connector – 10 to 64 positions

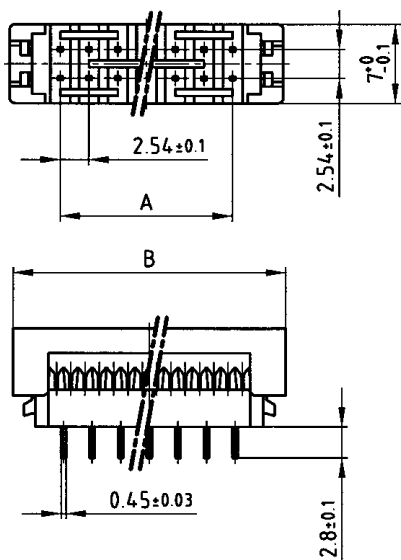


RoHS compliant

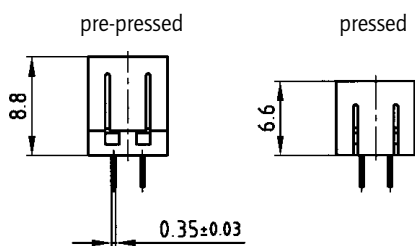
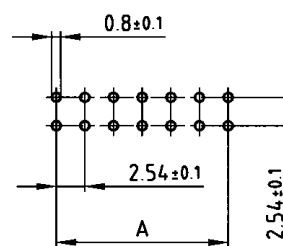
DESCRIPTION

- Insulation displacement termination (IDC)
- Contact spacing 2.54 mm
- Contact plating: gold or tin plated

PRODUCT DRAWING



PCB-hole pattern



No. of Pos.	A ±0.1	B ±0.2
10	4x2.54 = 10.16	19.15
14	6x2.54 = 15.24	24.25
16	7x2.54 = 17.78	26.82
20	9x2.54 = 22.86	31.90
26	12x2.54 = 30.48	39.50
34	16x2.54 = 40.64	49.68
40	19x2.54 = 48.26	57.30
50	24x2.54 = 60.96	70.00
60	29x2.54 = 73.66	82.75
64	31x2.54 = 78.74	87.78

ORDER DATA

(Dim. = mm)

No. of Pos.	tin plated	No. of Pos.	tin plated
10	220 F 10169 X	34	220 F 10219 X
14	220 F 10179 X	40	220 F 10229 X
16	220 F 10189 X	50	220 F 10239 X
20	220 F 10199 X	60	220 F 10249 X
26	220 F 10209 X	64	220 F 10259 X

Mouser Electronics

Authorized Distributor

Click to View Pricing, Inventory, Delivery & Lifecycle Information:

[CONEC:](#)

[220F10199X](#) [220F10179X](#) [220F10259X](#) [220F10239X](#) [220F10209X](#) [220F10189X](#) [220F10169X](#) [220F10249X](#)