



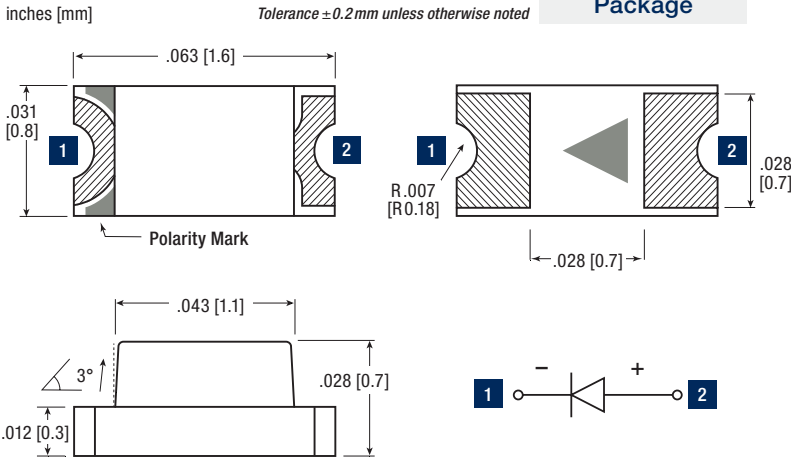
### Certifications & Ratings

- RoHS compliant

### Features & Benefits

- Compatible with automatic placement equipment
- Packaged in 8 mm tape, 7" reel (4000 pcs/reel) and 20 per strip
- Meets EIA-481-1 pkg. std.

### Dimensions

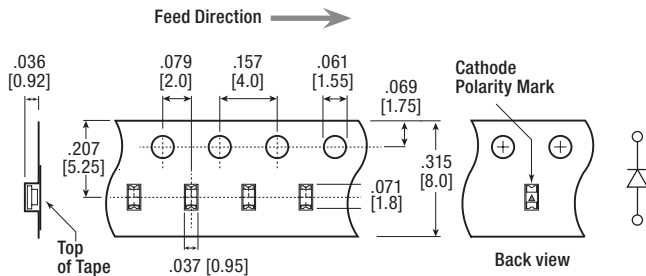


### Part Number Guide

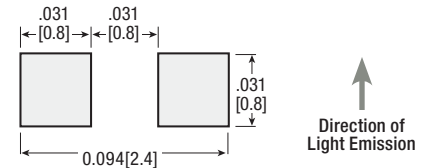
										<i>RoHS Compliant</i>		
5	9	8	-	8	0	X	X	-	1	0	X	F
										<b>Color</b>		
										<b>Packaging Option</b>		
										2	20 piece tape	
										7	7" reel 4000 pcs/reel	
										1	0	
										2	0	
										3	0	
										4	0	
										5	0	
										6	0	
										7	0	
										8	1	
										9	1	

### Tape

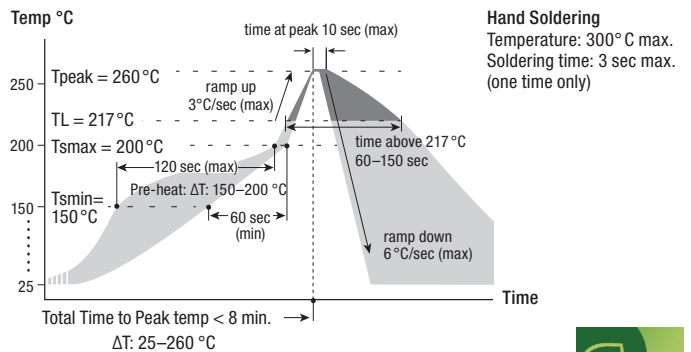
Tolerance ±0.1 mm unless otherwise noted



### Soldering

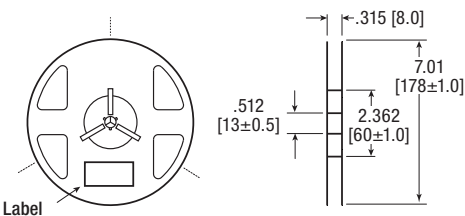


### Reflow Profile



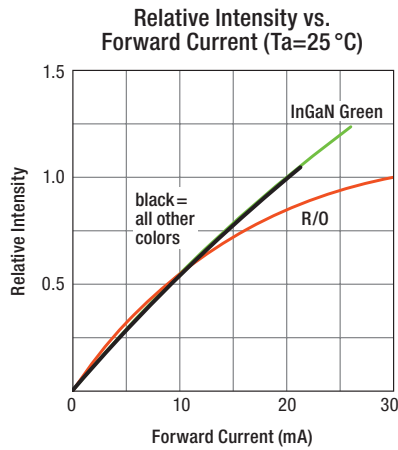
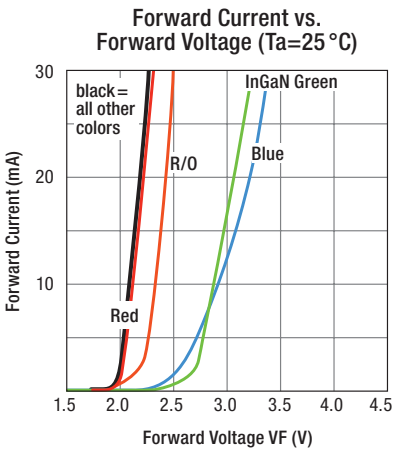
### Reel

Tolerance ±0.1 mm unless otherwise noted



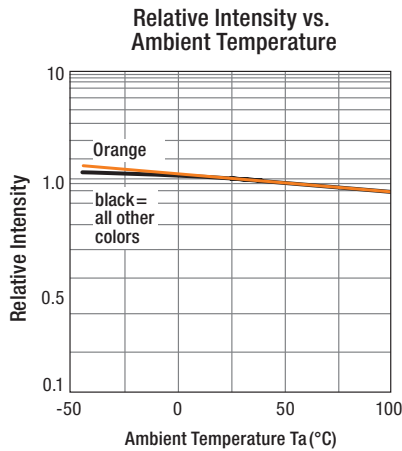
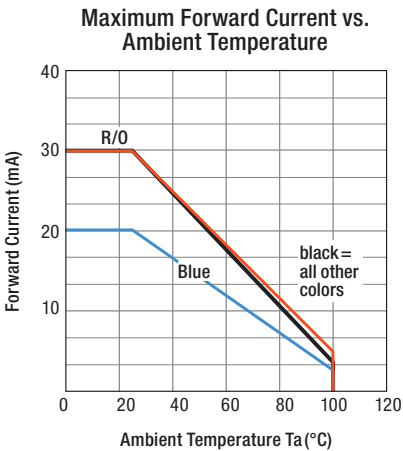
### Electrical/Optical Characteristics

Dialight P/N		Emitted Color	Material	Lens Color	Luminous Intensity			Dominant Wavelength			Forward Voltage			Viewing Angle (°deg.)	Thermal Resistance (°C/W) R <sub>th(j-s)</sub> I <sub>f</sub> =20 ma	Reverse Current Intensity (μA) (I <sub>r</sub> ) VR=5V
20-Piece Tape	7" Reel, 4000 pcs				I <sub>f</sub> = 20 ma											
					Min	Typ	Max	Min	Typ	Max	Min	Typ	Max			
598-8010-102F	598-8010-107F	● Red	AllInGaP	Non Diffused	30	60	90	625	633	640	1.8	2.1	2.4	140	450	10
598-8020-102F	598-8020-107F	● Red-Orange			120	225	330	620	625	630	1.8	2.1	2.4			
598-8030-102F	598-8030-107F	● Orange			70	120	200	600	605	610	1.8	2.1	2.4			
598-8040-102F	598-8040-107F	● Yellow			120	160	200	590	592	595	1.8	2.1	2.4			
598-8050-102F	598-8050-107F	● Yellow			90	105	120	585	587	590	1.8	2.1	2.4			
598-8060-102F	598-8060-107F	● Yellow-Green			43	62	80	570	572	575	1.8	2.1	2.4			
598-8070-102F	598-8070-107F	● Green			12	28	43	562	566	570	1.8	2.1	2.4			
598-8081-102F	598-8081-107F	● Green	InGaN		260	580	900	517	525	530	2.8	3.1	3.4			
598-8091-102F	598-8091-107F	● Blue			90	145	200	465	470	475	2.8	3.2	3.5			

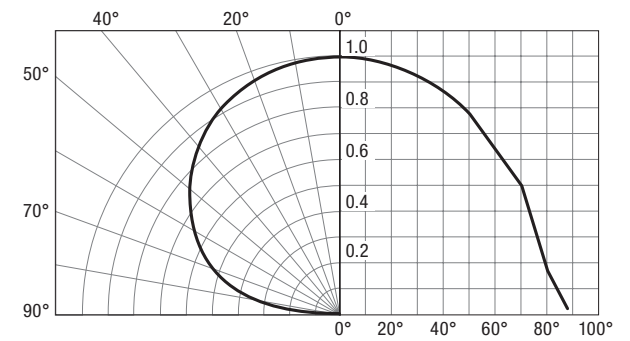


### Absolute Maximum Ratings @ Ts=25 °C

Power Dissipation (mW)	72	102 ● G - InGaN
		70 ● B
Forward Current (mA)	30	20 ● B
Reverse Voltage (V)	5	
Operating Temp (°C)	-40 to +100	
Storage Temp (°C)	-40 to +100	
Peak Pulse Fw Current (mA)	60	
Electrostatic Discharge (HBM) (V)	2000	1000 ● G - InGaN ● B
Junction Temp (°C)	105	



### Diagram Characteristics of Radiation



Dialight reserves the right to make changes at any time in order to supply the best product possible. The most current version of this document will always be available at: [www.dialightsignalsandcomponents.com](http://www.dialightsignalsandcomponents.com)

Warranty Statement: Except for the warranty expressly provided for [herein/above/below], Dialight disclaims any and all other warranties, express or implied, including, without limitation, any warranties of merchantability, fitness for a particular purpose, title, and noninfringement.

# Mouser Electronics

Authorized Distributor

Click to View Pricing, Inventory, Delivery & Lifecycle Information:

[Dialight:](#)

[598-8070-102F](#)