

The ECS-2200 Series clock oscillator can drive both HCMOS and TTL logic. This oscillator also features tri-state enable/disable capabilities in an 8 pin DIP package.

FEATURES

- 50pF HCMOS/TTL logic
- Tri-State enable/disable
- Wide frequency range
- Resistance weld package
- 3.3V operation (optional)

PART NUMBERING GUIDE

| PART NUMBER * | FREQUENCY STABILITY |
|---------------|---------------------|
| ECS-2200A | ±100 PPM |
| ECS-2200B | ±50 PPM |
| ECS-2200C | ±25 PPM |

* Complete part number to include frequency. i.e. ECS-2200A-100 (100 = 10.000MHz)

OPERATING CONDITIONS/ELECTRICAL CHARACTERISTICS

| PARAMETERS | FREQUENCY RANGE | CONDITIONS | MINIMUM | TYPICAL | MAXIMUM | UNITS |
|---|------------------|--------------------------|---------|---------|---------|-----------------|
| FREQUENCY RANGE (f_0) | 1.000 ~ 150.000 | | 1.000 | | 150.000 | MHz |
| OPERATING TEMP. RANGE (T_{OPR}) | 1.000 ~ 150.000 | | 0 | | +70 | °C |
| STORAGE TEMP. RANGE (T_{STG}) | 1.000 ~ 150.000 | | -55 | | +125 | °C |
| FREQUENCY STABILITY | 1.000 ~ 150.000 | All conditions* | -100 | | +100 | PPM |
| INPUT CURRENT (I_{DD}) | 1.000 ~ 25.000 | | | 17 | 25 | mA |
| | 25.000 ~ 50.000 | | | 33 | 46 | mA |
| | 50.000 ~ 80.000 | | | 45 | 77 | mA |
| | 80.000 ~ 150.000 | | | 67 | 82 | mA |
| OUTPUT SYMMETRY | 1.000 ~ 80.000 | 50% V_{DD} level | 45 | 50 ±3 | 55 | % |
| | 80.000 ~ 150.000 | 50% V_{DD} level | 40 | 50 ±3 | 60 | % |
| RISE TIME (T_R) | 1.000 ~ 150.000 | 10% ~ 90% V_{DD} level | | | 5 | nS |
| FALL TIME (T_F) | 1.000 ~ 150.000 | 90% ~ 10% V_{DD} level | | | 5 | nS |
| OUTPUT VOLTAGE (V_{OL}) (V_{OH}) | 1.000 ~ 150.000 | $I_{OL} = 16$ mA | | | 0.5 | V |
| | 1.000 ~ 150.000 | $I_{OH} = -16$ mA | 4.5 | | | V |
| OUTPUT CURRENT (I_{OL}) (I_{OH}) | 1.000 ~ 150.000 | $V_{OL} = 0.5$ V | | | 16 | mA |
| | 1.000 ~ 150.000 | $V_{OH} = 4.5$ V | | | -16 | mA |
| OUTPUT LOAD | 1.000 ~ 150.000 | TTL | | | 10 | TTL |
| | 1.000 ~ 80.000 | HCMOS | | | 50 | pF |
| | 80.000 ~ 150.000 | HCMOS | | | 30 | pF |
| START-UP TIME (T_s) | 1.000 ~ 150.000 | 0.0V TO 5.0V | | | 10 | mS |
| SUPPLY VOLTAGE (V_{DC}) | | +5.0 ±0.25 | | | | V _{DC} |

* Inclusive of 25°C tolerance, operating temperature range, input voltage change, load change, aging, shock and vibration.

** An internal pullup resistor from pin 1 to pin 8 allows active output if pin 1 is left open.

PACKAGE DIMENSIONS (mm)

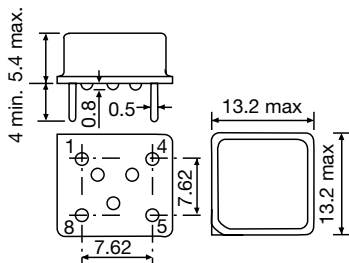


Figure 1) ECS-2200 Series – Side, Bottom and Top views

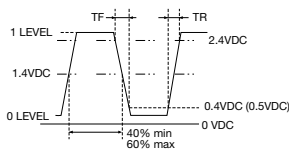


Figure 2) TTL Output Wave Form

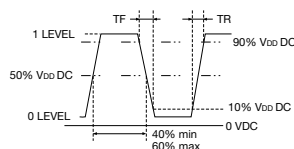


Figure 3) HCMOS Output Wave Form

| PIN CONNECTIONS | |
|-----------------|-------------|
| #1 | TRI-STATE |
| #4 | CASE GROUND |
| #5 | OUTPUT |
| #8 | +5V DC |

| ENABLE / DISABLE FUNCTION** | |
|--|----------------|
| INH (PIN 1) | OUTPUT (PIN 5) |
| OPEN** | ACTIVE |
| 1 LEVEL $V_{IH} \geq 2.2$ V ($V_{IH} \geq 2.0$ V ABOVE 70MHz) | ACTIVE |
| '0' LEVEL $V_{IL} \leq 0.8$ V | HIGH Z |

Mouser Electronics

Authorized Distributor

Click to View Pricing, Inventory, Delivery & Lifecycle Information:

ECS:

[ECS-2200B-480](#) [ECS-2200B-196](#) [ECS-2200B-100](#) [ECS-2200B-049](#) [ECS-2200B-080](#) [ECS-2200B-200](#) [ECS-2200B-040](#) [ECS-2200B-250](#) [ECS-2200B-184](#) [ECS-2200B-400](#) [ECS-2200B-110.5](#) [ECS-2200B-120](#) [ECS-2200B-666](#) [ECS-2200B-073](#) [ECS-2200B-240](#) [ECS-2200B-060](#) [ECS-2200B-800](#) [ECS-2200B-160](#) [ECS-2200B-098](#) [ECS-2200B-500](#) [ECS-2200B-061](#) [ECS-2200B-092.1](#) [ECS-2200B-143](#) [ECS-2200B-283](#) [ECS-2200B-320](#)