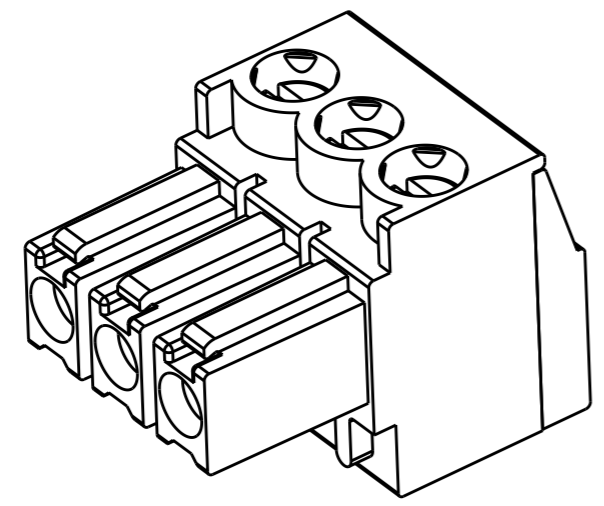
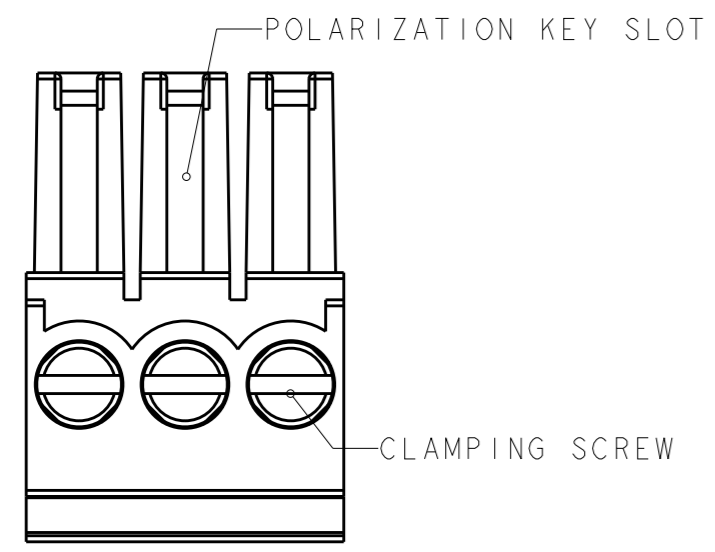
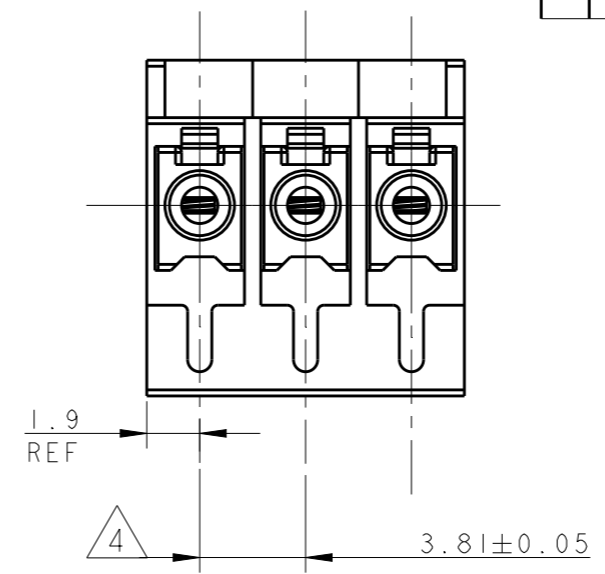
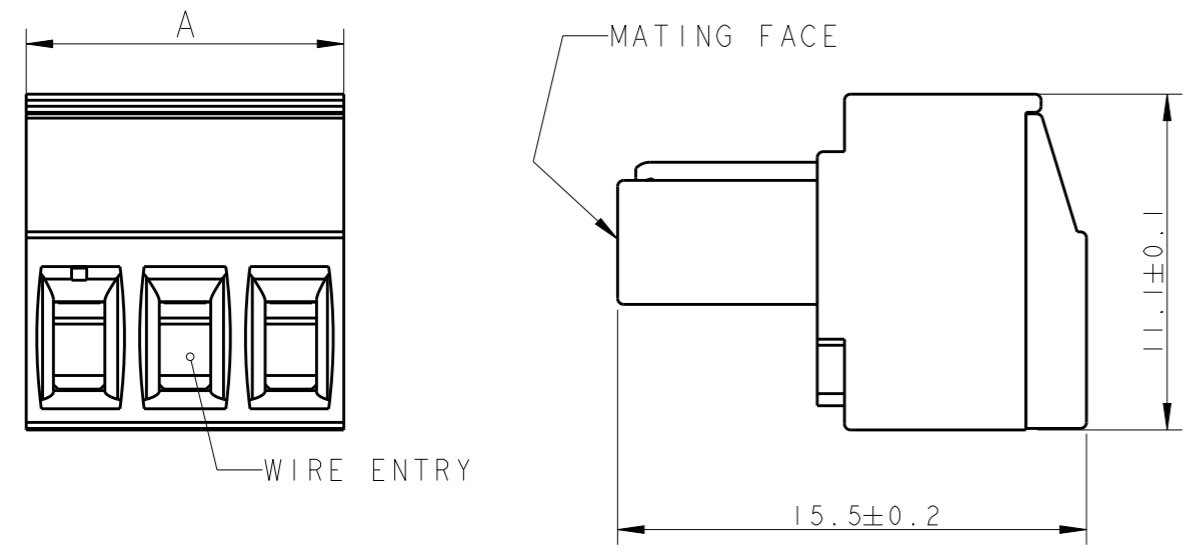


THIS DRAWING IS UNPUBLISHED. RELEASED FOR PUBLICATION 20
 © COPYRIGHT 20 BY - ALL RIGHTS RESERVED.

REVISIONS					
P	LTR	DESCRIPTION	DATE	DWN	APVD
	C2	REVISED PER ECO-14-015436	13OCT2014	NK	MM



284507-3 AS SHOWN

- 1 MATERIALS AND FINISH
 HOUSING: PA 6.6, UL 94-V0, COLOR GREEN
 CLAMP: BRASS, NICKEL PLATED
 TERMINAL: BRASS, TIN PLATED
 CONTACT SPRING: PHOSPHOR BRONZE, TIN PLATED
 CLAMPING SCREW: M2, BRASS, NICKEL PLATED
- 2 END-TO-END STACKABLE WITHOUT LOSS OF CENTERLINE SPACING
- 3 WIRE SIZE RANGE
 14 - 30 AWG
- 4 NOT CUMULATIVE TOLERANCE
- 5 HOUSING: PA 6.6, UL 94-V0, COLOR: RED
- 6 PRELIMINARY - NOT RELEASED FOR PRODUCTION

DIM A	NO OF POS	PART NUMBER
19.05	5	3-284507-5
10.5	4	3-284507-4
7.0	3	3-284507-3
95.25	25	2-284507-5
91.44	24	2-284507-4
87.63	23	2-284507-3
83.82	22	2-284507-2
80.01	21	2-284507-1
76.20	20	2-284507-0
72.39	19	1-284507-9
68.58	18	1-284507-8
64.77	17	1-284507-7
60.96	16	1-284507-6
57.15	15	1-284507-5
53.34	14	1-284507-4
49.53	13	1-284507-3
45.72	12	1-284507-2
41.91	11	1-284507-1
38.10	10	1-284507-0
34.29	9	284507-9
30.48	8	284507-8
26.67	7	284507-7
22.86	6	284507-6
19.05	5	284507-5
15.24	4	284507-4
11.43	3	284507-3
7.62	2	284507-2

THIS DRAWING IS A CONTROLLED DOCUMENT.		DWN 05FEB2002 E. ZANOLINI	TE Connectivity	
DIMENSIONS: mm		CHK 05FEB2002 E. ZANOLINI		
TOLERANCES UNLESS OTHERWISE SPECIFIED:		APVD 05FEB2002 D. BIEVENOUR	NAME TERMINAL BLOCK PLUG STACKING 3.81mm PITCH	
0 PLC ±- 1 PLC ±0.30 2 PLC ±0.25 3 PLC ±- 4 PLC ±- ANGLES ±2°		PRODUCT SPEC 108-20166	SIZE A300779	CAGE CODE C-284507
MATERIAL		APPLICATION SPEC 114-20079	DRAWING NO	RESTRICTED TO
FINISH		WEIGHT -	SCALE 4:1	SHEET 1 OF 1
		CUSTOMER DRAWING	REV C2	