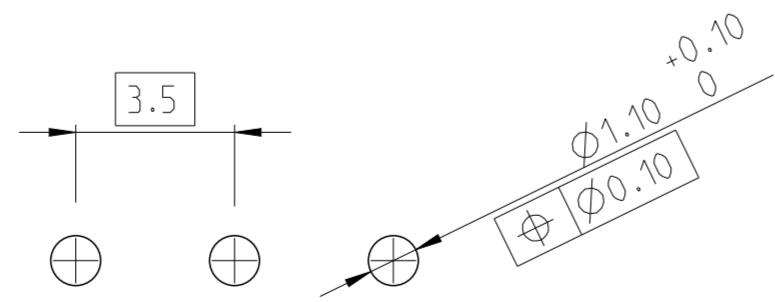
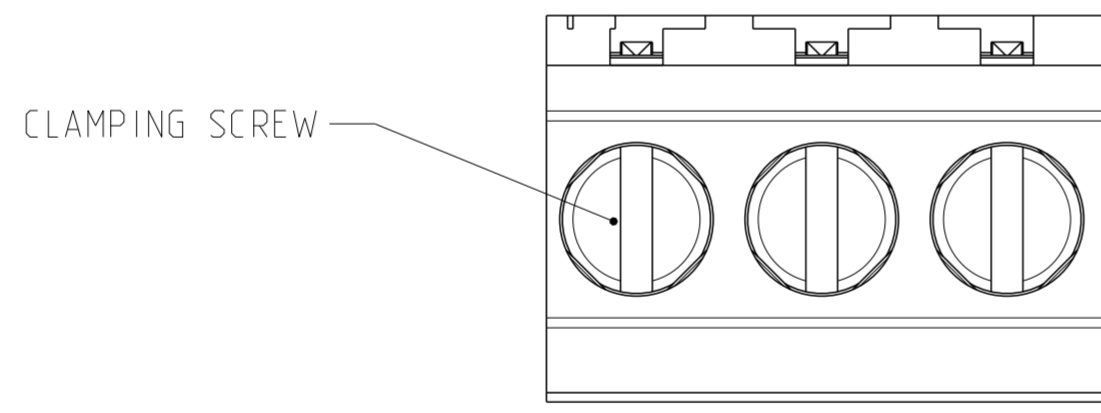
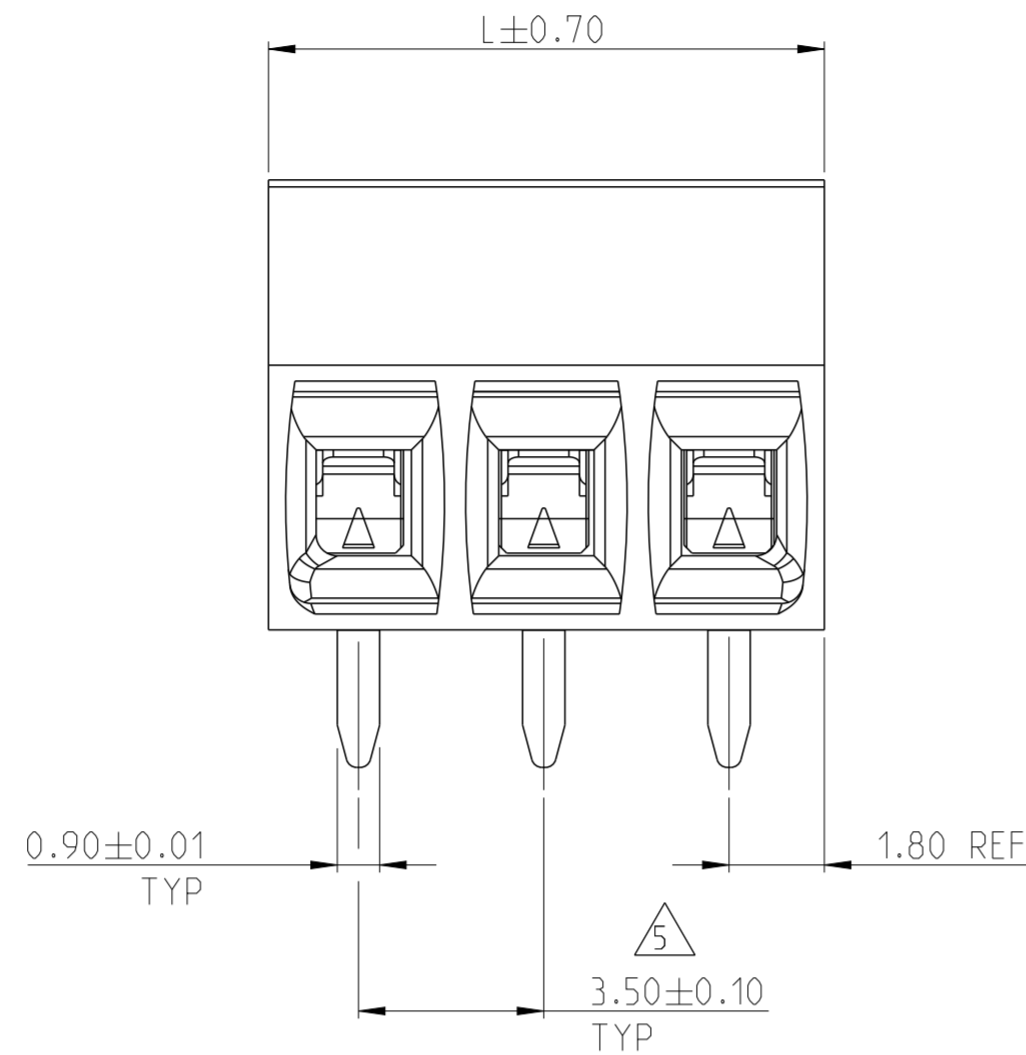
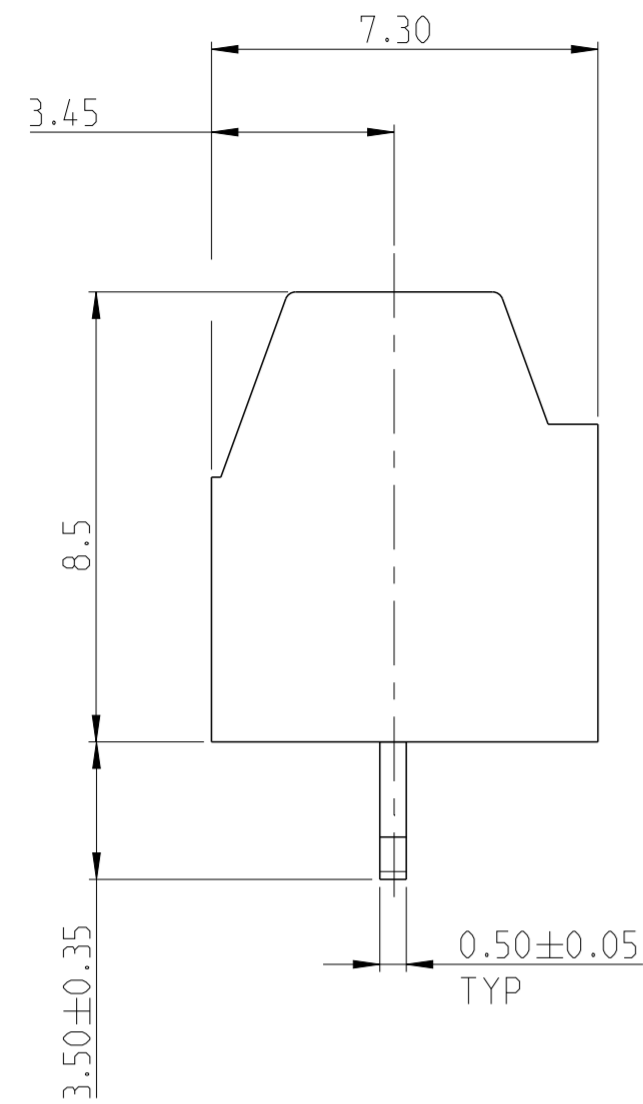


THIS DRAWING IS UNPUBLISHED. RELEASED FOR PUBLICATION 20  
 © COPYRIGHT 20 BY - ALL RIGHTS RESERVED.

| REVISIONS |     |                                     |           |       |
|-----------|-----|-------------------------------------|-----------|-------|
| P         | LTR | DESCRIPTION                         | DATE      | APVD  |
| 0         |     | RELEASED                            | 30APR2003 | SW CR |
| A         |     | REVISED EC 0G3B-0102-04             | 25FEB2004 | SW CR |
| A1        |     | REVISED ECO-05-014184               | 13JAN2006 | SW CR |
| A2        |     | BLACK COLOR VARIANT ADDED (2842089) | 23FEB2016 | FP NG |



RECOMMENDED PC BOARD LAYOUT

NOTES

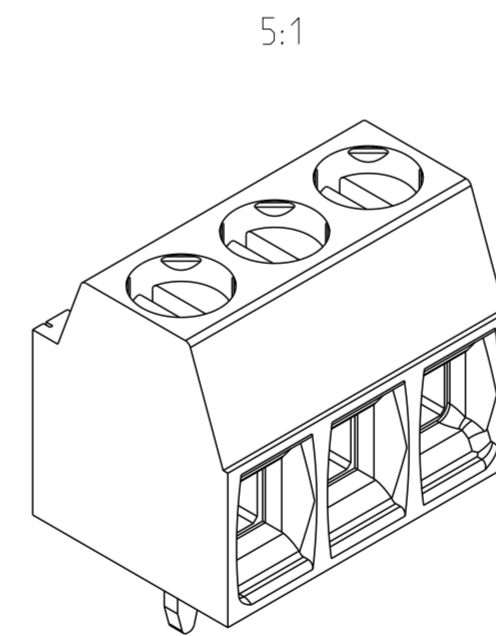
1. MATERIALS AND FINISH:  
 HOUSING : PA 6-6, UL 94 VO-RATED, COLOR: GREEN.  
 TERMINAL : COPPER ALLOY, TIN PLATED.  
 CLAMP : COPPER ALLOY, NICKEL PLATED.  
 CLAMPING SCREW : M2, COPPER ALLOY, NICKEL PLATED.

2. MECHANICAL  
 RECOMMENDED/ HIGHEST TIGHTENING TORQUE : 0.2/0.25 Nm  
 PCB THICKNESS : MAX 2.4 mm  
 WIRE STRIPPING LENGTH : 5 - 6 mm

3. ELECTRICAL  
 WIRE RANGE : 28 - 16 AWG  
 MAX. VOLTAGE : 300 V  
 MAX CURRENT : 17.5 A  
 CONTACT RESISTANCE : < 15 m Ohm  
 INSULATION RESISTANCE : > 1000 M Ohm (500V DC)

4. OPERATING TEMPERATURE RANGE: -40 °C TO +110 °C

- 5 TOLERANCE NOT CUMULATIVE.
- 6 HOUSING COLOUR IS GREEN.
- 7 HOUSING COLOUR IS BLACK.



1546551-3 AS SHOWN

|       |    |           |             |
|-------|----|-----------|-------------|
| 87.50 | 25 |           | 2-1546551-5 |
| 84.00 | 24 |           | 2-1546551-4 |
| 80.50 | 23 |           | 2-1546551-3 |
| 77.00 | 22 |           | 2-1546551-2 |
| 73.50 | 21 |           | 2-1546551-1 |
| 70.00 | 20 |           | 2-1546551-0 |
| 66.50 | 19 |           | 1-1546551-9 |
| 63.00 | 18 |           | 1-1546551-8 |
| 59.50 | 17 |           | 1-1546551-7 |
| 56.00 | 16 |           | 1-1546551-6 |
| 52.50 | 15 |           | 1-1546551-5 |
| 49.00 | 14 |           | 1-1546551-4 |
| 45.50 | 13 |           | 1-1546551-3 |
| 42.00 | 12 |           | 1-1546551-2 |
| 38.50 | 11 |           | 1-1546551-1 |
| 35.00 | 10 |           | 1-1546551-0 |
| 31.50 | 9  |           | 1546551-9   |
| 28.00 | 8  | 2842089-8 | 1546551-8   |
| 24.50 | 7  | 2842089-7 | 1546551-7   |
| 21.00 | 6  | 2842089-6 | 1546551-6   |
| 17.50 | 5  | 2842089-5 | 1546551-5   |
| 14.00 | 4  | 2842089-4 | 1546551-4   |
| 10.50 | 3  | 2842089-3 | 1546551-3   |
| 7.00  | 2  | 2842089-2 | 1546551-2   |

|  |  |                           |  |               |
|--|--|---------------------------|--|---------------|
| THIS DRAWING IS A CONTROLLED DOCUMENT. |  | DWN S. WELDON 30APR2003   | TE Connectivity  |               |
| DIMENSIONS: mm                         |  | CHK C. RICHARD 30APR2003  |  |               |
| TOLERANCES UNLESS OTHERWISE SPECIFIED: |  | APVD C. RICHARD 30APR2003 | NAME   |               |
| 0 PLC ±                                |  | PRODUCT SPEC              | TERMINAL BLOCK, PCB MOUNT, STRAIGHT, 8.5mm PROFILE, SIDE WIRE ENTRY, 3.5mm PITCH |               |
| 1 PLC ±0.3                             |  | APPLICATION SPEC          | SIZE   | RESTRICTED TO |
| 2 PLC ±0.25                            |  | WEIGHT                    | A2   | -             |
| 3 PLC ±                                |  | CUSTOMER DRAWING          | SCALE 7:1  | SHEET 1 OF 1  |
| 4 PLC ±                                |  |                           |  | REV A2        |
| ANGLES ±                               |  |                           |  |               |
| FINISH                                 |  |                           |  |               |
| MATERIAL SEE NOTES                     |  |                           |  |               |
| SEE NOTES                              |  |                           |  |               |

# Mouser Electronics

Authorized Distributor

Click to View Pricing, Inventory, Delivery & Lifecycle Information:

[TE Connectivity:](#)

[1546551-8](#)