


02 0262

Quicklock circular connectors, IP67

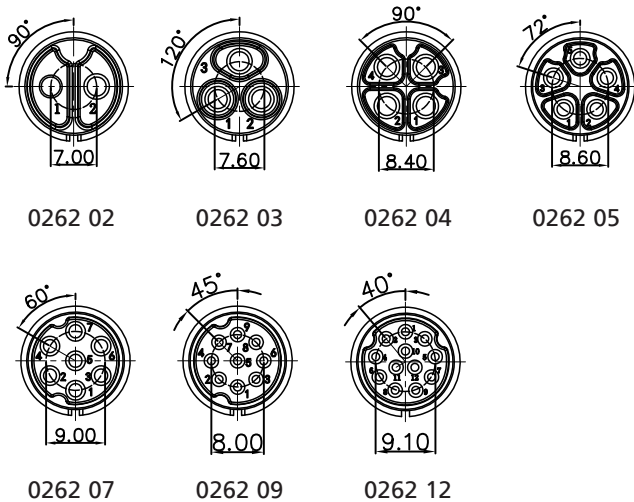
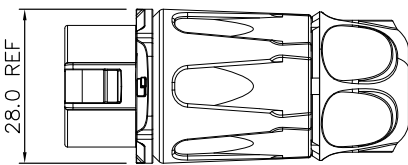
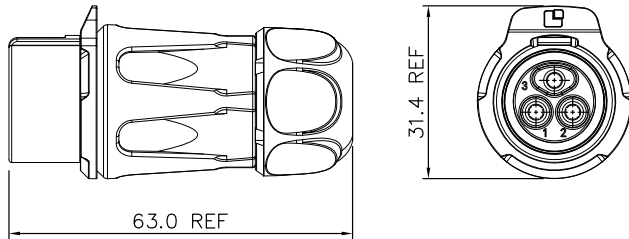


Quicklock socket, IP67, size 20, straight version, with plastic housing and solder terminals

Approvals: 

02 0262

Pin configurations, mating side view



Environmental conditions

Temperature range -40 °C/+80 °C

Materials

Insulating body PBT, V-0 according to UL94
 Contact bush CuSn, gold-plated
 Housing PBT, V-0 according to UL94¹
 Cap nut PBT, V-0 according to UL94¹

¹ outdoor sustainable (F1 according to UL 746C)

Mechanical data

Mating cycles 1700
 Insertion force ≤ 90 N
 Withdrawal force ≤ 40 N
 Protection class IP67¹

¹ only in locked condition with an appropriate counterpart

Connectable conductors for solder area

Section 2.5–4.0 mm²/AWG 14–12 (2–4 poles)
 1.0–1.5 mm²/AWG 18–16 (5–7 poles)
 0.34–0.75 mm²/AWG 22–20 (9–12 poles)
 Cable diameter 7.0–13.0 mm

Electrical data (at T_{amb} 20 °C)

Contact resistance ≤ 5 mΩ
 Rated current 20 A (2–4 poles)
 12 A (5–7 poles)
 5 A (9–12 poles)
 Rated voltage 500 V
 Rated impulse voltage 2500 V AC (2–7 poles)
 1500 V AC (9–12 poles)
 Creepage distance ≥ 2 mm
 Clearance ≥ 2 mm
 Insulation resistance > 500 MΩ

Associated products

Counterparts
 ☞ 0252

02 0262

| Designation | Pole Number | PU (Pieces) | MDQ (Pieces) |
|-------------|-------------|-------------|--------------|
| 0262 02 | 2 | 10 | 40 |
| 0262 03 | 3 | 10 | 40 |
| 0262 04 | 4 | 10 | 40 |
| 0262 05 | 5 | 10 | 40 |
| 0262 07 | 7 | 10 | 40 |
| 0262 09 | 9 | 10 | 40 |
| 0262 12 | 12 | 10 | 40 |

Packaging:

in individual plastic bags, in a cardboard box