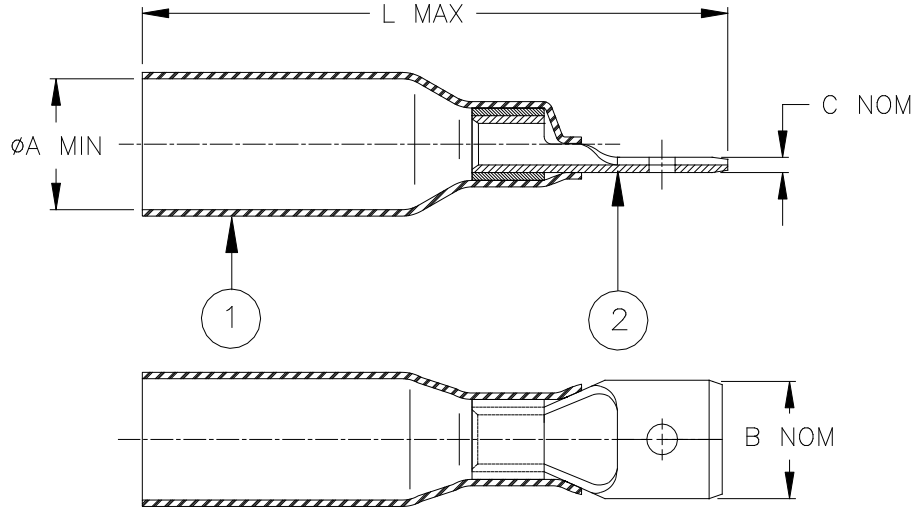


CUSTOMER DRAWING



Product Revision		Product Dimensions				Wire Dimensions			
Product Name		ϕA	B	C	L	Color (1)	Size Range mm ² (AWG)	ϕG	
		min	nom	nom	max			min	max
B-106-4631	B	4.0 (0.155)	6.35 (0.250)	0.8 (0.030)	32.0 (1.260)	Red	0.5 - 1.0 (AWG 22-18)	1.4 (0.055)	4.0 (0.155)
B-106-4632	B	4.6 (0.180)	6.35 (0.250)	0.8 (0.030)	33.0 (1.300)	Blue	1.5 - 2.5 (AWG 16-14)	2.0 (0.080)	4.6 (0.180)

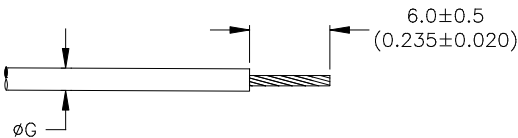
MATERIALS


- INSULATION SLEEVE: Heat-shrinkable, transparent color (1), radiation cross-linked modified polyamide with thermoplastic adhesive coating inside.
- BLADE TERMINAL: Tin-plated brass.
BASE METAL: C260 (C26000) or C268 Brass.
PLATING: Tin-plated per ASTM B545, Class A.

APPLICATION

- These controlled crimp devices are designed to terminate a tin-plated or bare copper stranded wire having an insulation rated for at least 75°C to a blade terminal. It will provide a splash proof and strain relief connection.
UL listed wire connector 3Z11.
- Temperature range: -55°C to +125°C.
- For application tooling and installation, see RPIP-684-00.

For best results, prepare the wire as shown:



		Raychem Devices	TITLE: DURASEAL BLADE TERMINAL				
Unless otherwise specified dimensions are in millimeters. [Inches dimensions are shown in brackets]			DOCUMENT NO.: B-106-4XXX				
TOLERANCES: 0.00 N/A 0.0 N/A 0 N/A	ANGLES: N/A ROUGHNESS IN MICRON	Tyco Electronics reserves the right to amend this drawing at any time. Users should evaluate the suitability of the product for their application.		PROD. REV.: SEE TABLE	DOC. REV.: J	DATE: 22-FEB-2017	
PREPARED BY: mforonda	REPLACES: D030372	DCR NUMBER: ECO-17-002136		CAGE CODE : 06090	SCALE: None	SIZE: A	SHEET: 1 of 1

© 2017 TE CONNECTIVITY CORPORATION. ALL RIGHTS RESERVED.

If this document is printed it becomes uncontrolled. Check the latest revision

Mouser Electronics

Authorized Distributor

Click to View Pricing, Inventory, Delivery & Lifecycle Information:

[TE Connectivity:](#)

[B-106-4631](#)