

- For Detailed LED Data, See Discrete Section, MODEL 200.

1 Model	
2SB	ANSI No. 2
5SB	ANSI No. 5
55SB	T5.5

TO ORDER, FOLLOW THE EXAMPLE:

Select one **BOLD** component from each SHADED column in the tables below.

1 Model	2 LED	3 Voltage
2SB	-BCG	12H

→ Part Number **2SB-BCG12H**

2 MEDIUM INTENSITY - TINTED ENCAPSULATION					
LED	Color	λ _{pk} (nm)	I _v ^[1] (mcd)	Viewing Angle	V/C Table ^[2]
-BCR	RED	635	120	35	I
-BCA	AMB	583	100	35	I
-BCG	GRN	565	80	24	I

Voltage/Current	
Design Vf/If	Max Vf/If
V/C Table I	
5V/22mA	5.5V/28mA
6V/21mA	7V/27mA
12V/20mA	14V/25mA
15V/24mA	16.5V/28mA
24V/17mA	26V/20mA
28V/16.5mA	30V/18mA
48V/15mA	50V/16mA
60V/9mA	65V/10mA
120VAC/3.5mA	130VAC/4mA

3 Voltage ^[3]	
2	
5H	
6H	
12H	
15H	
24H	
28H	
48H	
60H	
120 ^[4]	

HIGH INTENSITY - WATERCLEAR ENCAPSULATION					
LED	Color	λ _{pk} (nm)	I _v ^[1] (mcd)	Viewing Angle	V/C Table ^[2]
-NWR	RED	634	2800	30	I
-NWO	ORG	605	2000	30	I
-NWA	AMB	592	2800	30	I
-NWG	GRN	520	2400	45	II
-NWB	BLU	465	700	45	II
-NWW	CWHT		2500	50	II
-NWL	WWHT		1800	50	II
-NKR	RED	634	3600	15	I
-NKO	ORG	605	8000	15	I
-NKA	AMB	592	3600	15	I
-NKG	GRN	520	10000	15	II
-NKB	BLU	465	3000	15	II
-NKW	CWHT		9200	20	II
-NKL	WWHT		9200	15	II

Voltage/Current	
Design Vf/If	Max Vf/If
V/C Table II	
5V/15mA	5.5V/23mA
6V/15mA	7V/25mA
12V/15mA	14V/20mA
15V/15mA	16.5V/18mA
24V/15mA	26V/18mA
28V/15mA	30V/17mA
48V/9.5mA	50V/10mA
60V/9mA	65V/10mA
120VAC/3.5mA	130VAC/4mA

WIDE ANGLE/FLAT-TOPPED-WATERCLEAR ENCAPSULATION					
LED	Color	λ _{pk} (nm)	I _v ^[1] (mcd)	Viewing Angle	V/C Table ^[2]
-NFR	RED	634	780	75	I
-NFA	AMB	592	600	75	I
-NFG	GRN	520	780	75	II
-NFB	BLU	465	168	75	II
-NFW	CWHT		280	75	II

SPECIALTY LEDs						
LED	Color	λ _{pk} (nm)	I _v ^[1] (mcd)	Viewing Angle	V/C Table ^[2]	Description
-RLP ^[5]	RED	635	2.3	50	[2]	Low Power
-ALP ^[5]	AMB	583	2.1	50	[2]	Low Power
-GLP ^[5]	GRN	565	2.3	50	[2]	Low Power
-LRG	RED/GRN	660/565	90/40	60	I	Bi-Color

[1] I_v = typical luminous intensity @ If = 20mA (Ta=25°C); Low Power LEDs @ If = 2mA.

[2] See Voltage/Current table for design specifications. Design current for low power LEDs = 2mA.

[3] Ta = 25°C. Voltage "2" indicates external resistor required. Voltages 5H through 60H are VDC. For AC operation, insert D after the Voltage (e.g. 24HD). D indicates built-in rectifier; not required for 5H or 120VAC. 120VDC operation not available.

[4] Select high intensity LEDs only.

[5] Omit "H" Voltage designation (e.g. 2SB-RLP12).

Continued...

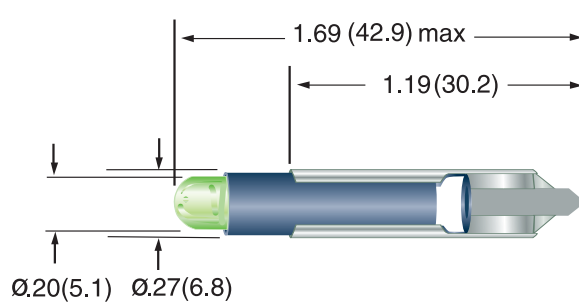
T-2 SLIDE BASED LAMP

Single-Chip

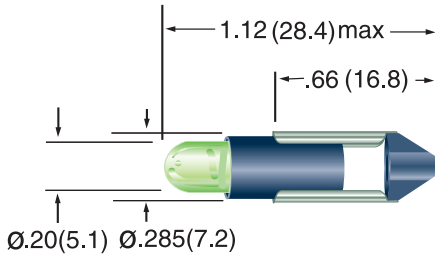
- For Detailed LED Data, See Discrete Section, MODEL 200.



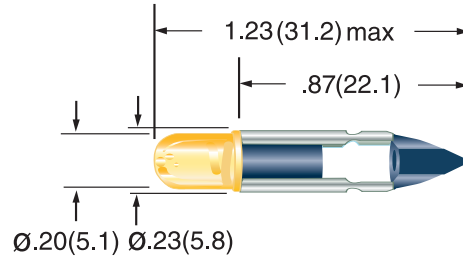
2SB



5SB



55SB

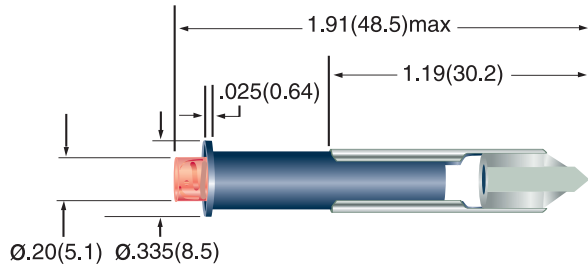


All dimensions are in inches (mm)

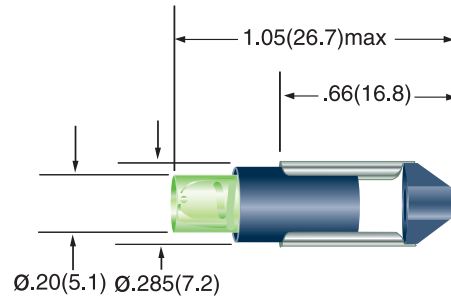
Tolerances: .xx"(.x) ±.025"(.63) / .xxx"(.xx)±.010"(.25)
Specifications are subject to change without notice.

Wide Angle LED Lamps

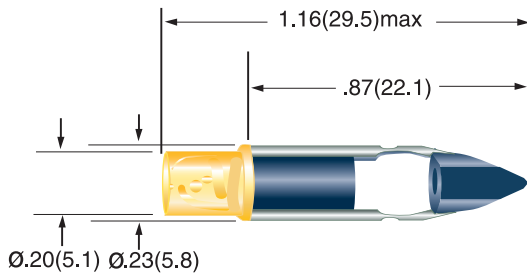
2SB, NFX Series (75°)



5SB, NFX Series (75°)



55SB, NFX Series (75°)



All dimensions are in inches (mm)

Tolerances: .xx"(.x) \pm .025"(.63) / .xxx"(.xx) \pm .010"(.25)

Specifications are subject to change without notice.

Mouser Electronics

Authorized Distributor

Click to View Pricing, Inventory, Delivery & Lifecycle Information:

VCC:

[2SB-NFW12H](#) [2SB-NWA120](#) [2SB-NWG120](#) [2SB-NWR120](#) [2SB-NWW120](#) [55SB-NFG24H](#) [55SB-NFR12H](#) [55SB-NFR24H](#) [55SB-NWG24H](#) [55SB-NWW120](#) [5SB-BCG24H](#) [5SB-BCR24H](#) [5SB-NFA12H](#) [5SB-NFA24H](#) [5SB-NFG24H](#) [5SB-NFR24H](#) [5SB-NKG120](#) [5SB-NKR120](#) [5SB-NKW120](#) [5SB-NWL120](#) [5SB-RLP2](#)