


52x15 mm

San Ace B52 9BC type 


General Specifications

- Material Frame: Plastic (Flammability: UL 94V-0), Impeller: Plastic (Flammability: UL 94V-0)
- Expected life See the table below. (L10 life: 90% survival rate for continuous operation in free air at 60°C, rated voltage)
Expected life at 40°C is for reference only.
- Motor protection function Locked rotor burnout protection, Reverse polarity protection
For details, please refer to p. 599.
- Dielectric strength 50/60 Hz, 500 VAC, for 1 minute (between lead wire conductors and frame)
- Insulation resistance 10 MΩ or more with a 500 VDC megger (between lead wire conductors and frame)
- Sound pressure level (SPL) At 1 m away from the air inlet
- Storage temperature -30 to +70°C (Non-condensing)
- Lead wire ⊕Red ⊖Black Sensor Yellow
- Mass 33 g

Specifications

The models listed below **have pulse sensors**.

Model no.	Rated voltage [V]	Operating voltage range [V]	Rated current [A]	Rated input [W]	Rated speed [min ⁻¹]	Max. airflow [m ³ /min] [CFM]	Max. static pressure [Pa] [inchH ₂ O]	SPL [dB (A)]	Operating temperature [°C]	Expected life [h]
▶▶ 109BC12GC7-1	12	6 to 13.8	0.12	1.44	6200	0.125 4.4	215 0.86	43	-20 to +70	40000/60°C (70000/40°C)
▶▶ 109BC12HC7-1			0.1	1.2	5600	0.112 4.0	165 0.66	40		
▶▶ 109BC12FC7-1			0.08	0.96	5100	0.101 3.6	130 0.52	38		
▶▶ 109BC12MC7-1			0.06	0.72	4600	0.091 3.2	100 0.4	35		
▶▶ 109BC24GC7-1	24	12 to 27.6	0.07	1.68	6200	0.125 4.4	215 0.86	43		
▶▶ 109BC24HC7-1			0.05	1.2	5600	0.112 4.0	165 0.66	40		
▶▶ 109BC24FC7-1			0.04	0.96	5100	0.101 3.6	130 0.52	38		

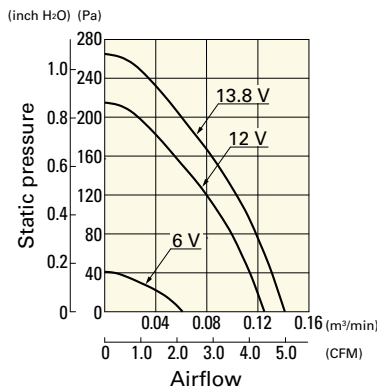
Note 1: Sensor and control options are available for selection. Refer to the table on p. 620.

Note 2: The ▶▶ mark indicates Short LeadTime Service applicable models. See p. 654 for details.

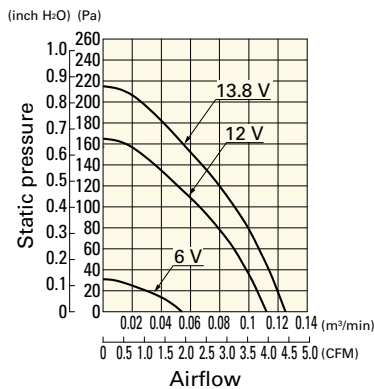
Airflow - Static Pressure Characteristics

109BC12GC7-1 With pulse sensor

Operating voltage range


109BC12HC7-1 With pulse sensor

Operating voltage range


109BC12FC7-1 With pulse sensor

Operating voltage range

