

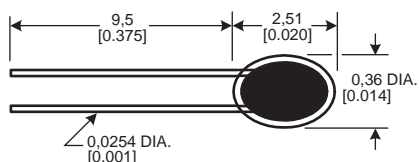
Small Bead Thermistors

Small Bead thermistors feature relatively uniform size, offer ultra-fast time response and are highly sensitive to electric power. They are ideally suited for use in low heat capacity applications and their micro size makes them perfect for use in extremely small assemblies such as catheters and hypodermic needles. They are also used in self-heat applications such as gas analysis, gas flow measurement and thermal conductivity analysis.

Operating temperature range: -60 °C to 300 °C [-76 °F to 572 °F]
Encapsulation: Glass hermetic seal
Lead material: Platinum iridium
Dissipation constant (DC): 0.1 mW/°C in still air min.
Time constant (TC): 1 s in still air max.
Resistance range at 25 °C [77 °F]: 2 kOhm to 100 kOhm

OPTIONS

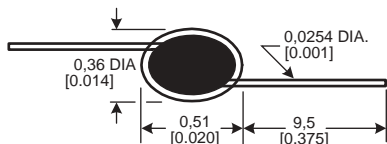
Adjacent leads



At 25 °C [77 °F]

OHM	% TOLERANCE	R/T CURVE	RATIO 0 °C/50 °C [32 °F/122 °F]	REFERENCE
2,000	25	9	5.50	111-202CAK-B01
8,000	20	11	7.04	111-802EAJ-B01
30,000	25	11	7.04	111-303EAK-B01

Axial leads



At 25 °C [77 °F]

OHM	% TOLERANCE	R/T CURVE	RATIO 0 °C/50 °C [32 °F/122 °F]	REFERENCE
2,000	25	9	5.50	111-202CAK-H01
8,000	20	11	7.04	111-802EAJ-H01
10,000	20	11	7.04	111-103EAJ-H01
100,000	25	13	9.11	111-104HAK-H01

Glass Probe Thermistors

Glass Probe thermistors are shock resistant, rugged, glass-encapsulated units that are ideally suited for immersion in fluid and convenient for mounting in air sensor assemblies. They are available in two configurations: standard and mini.

Operating temperature range: -60 °F to 300 °C [-72 °F to 572 °F]
Encapsulation: Glass
Lead material: Dumet (copper-clad Ni-Fe wire)
Dissipation constant (DC):

- Standard: 1.0 mW/°C in still air min.
- Mini: 0.7 mW/°C in still air min.

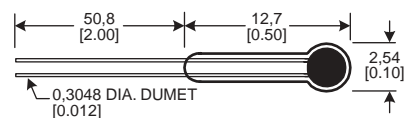
Time constant (TC):

- Standard: 22 s in still air max.
- Mini: 10 s in still air max.

Resistance range at 25 °C [77 °F]: 1 kOhm to 10 MOhm

OPTIONS

Standard

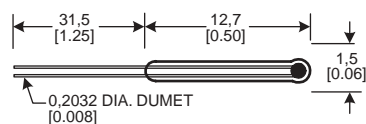


20 % Tolerance at 25 °C [77 °F]

dc 1.0 mW/°C min., TC 22 s max.

OHM	R/T CURVE	RATIO	REFERENCE
1,000	11	7.04	121-102EAJ-Q01
2,000	11	7.04	121-202EAJ-Q01
5,000	11	7.04	121-502EAJ-Q01
10,000	12	7.59	121-103FAJ-Q01
50,000	14	9.53	121-502JAJ-Q01
100,000	15	10.45	121-104KAJ-Q01
200,000	15	10.45	121-202KAJ-Q01
500,000	4	11.89	121-504NAJ-Q01
1 M	5	13.12	121-105PAJ-Q01
10 M	6	15.65	121-106QAJ-Q01

Mini



20 % Tolerance at 25 °C [77 °F]

dc 0.7 mW/°C min., TC 10 s max.

OHM	R/T CURVE	RATIO	REFERENCE
1,000	11	7.04	120-102EAJ-Q01
2,000	11	7.04	120-202EAJ-Q01
10,000	12	7.59	120-103FAJ-Q01
50,000	14	9.53	120-502JAJ-Q01
100,000	15	10.45	120-104KAJ-Q01