

# MB400 Series

## T-3 1/4 Miniature Lamp



**1 Model<sup>[1]</sup>**

MB400	Bayonet
MBL400	Bayonet
MF400	Flange
MFL400	Flange
MS400	Screw
MSL400	Screw

**TO ORDER, FOLLOW THE EXAMPLE:**

Select one **BOLD** component from each SHADED column in the tables below.

<b>1 Model</b>	<b>2 LED</b>	<b>3 Voltage</b>
MS400	-NWG	24H

→Part Number **MS400-NWG24H**

**2 HIGH INTENSITY-WATERCLEAR ENCAPSULATION**

LED	Color	λpk (nm)	Iv <sup>[2]</sup> (mcd)	Viewing Angle	V/C Table <sup>[3]</sup>
-NWR	RED	634	2800	30	I
-NWO	ORG	605	2000	30	I
-NWA	AMB	592	2800	30	I
-NWG	GRN	520	2400	45	II
-NWB	BLU	465	700	45	II
-NWW	CWHT		2500	50	II
-NWL	WWHT		1800	50	II
-NKR	RED	634	3600	15	I
-NKO	ORG	605	8000	15	I
-NKA	AMB	592	3600	15	I
-NKG	GRN	520	10000	15	II
-NKB	BLU	465	3000	15	II
-NKW	CWHT		9200	20	II
-NKL	WWHT		9200	15	II

**Voltage/Current**

Design Vf/If	Max Vf/If
<b>V/C Table I</b>	
5V/22mA	5.5V/28mA
6V/21mA	7V/27mA
12V/20mA	14V/25mA
15V/24mA	16.5V/28mA
24V/17mA	26V/20mA
28V/16.5mA	30V/18mA
48V/15mA	50V/16mA
60V/9mA	65V/10mA
120VAC/3.5mA	130VAC/4mA

**3 Voltage<sup>[4]</sup>**

2
5H
6H
12H
15H
24H
28H
48H
60H
120

**Voltage/Current**

Design Vf/If	Max Vf/If
<b>V/C Table II</b>	
5V/15mA	5.5V/23mA
6V/15mA	7V/25mA
12V/15mA	14V/20mA
15V/15mA	16.5V/18mA
24V/15mA	26V/18mA
28V/15mA	30V/17mA
48V/9.5mA	50V/10mA
60V/9mA	65V/10mA
120VAC/3.5mA	130VAC/4mA

**WIDE ANGLE/FLAT-TOPPED-WATERCOLOR ENCAPSULATION**

LED	Color	λpk (nm)	Iv <sup>[2]</sup> (mcd)	Viewing Angle	V/C Table <sup>[3]</sup>
-NFR	RED	634	780	75	I
-NFA	AMB	592	600	75	I
-NFG	GRN	520	780	75	II
-NFB	BLU	465	168	75	II
-NFW	WHT		280	75	II




[1] All Models are center anode. Insert C after Model for center cathode (e.g. MBL400C).

[2] Iv = typical luminous intensity @ If = 20mA (Ta=25°C).

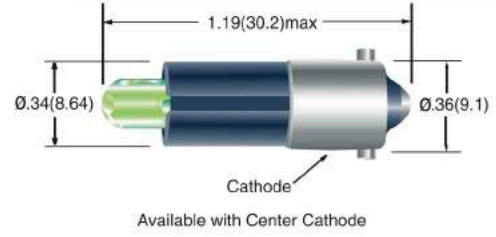
[3] See Voltage/Current table for design specifications.

[4] Ta = 25°C. Voltage "2" indicates external resistor required. Voltages 5H through 60H are VDC. For AC operation, insert D after Voltage (e.g. 24HD). D indicates built-in rectifier; not required for 5H or 120VAC. For 120VDC, insert DC after Voltage (e.g. 120DC).

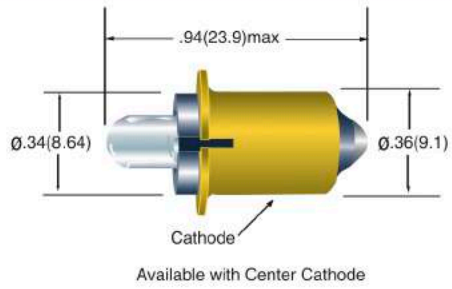
### MB400



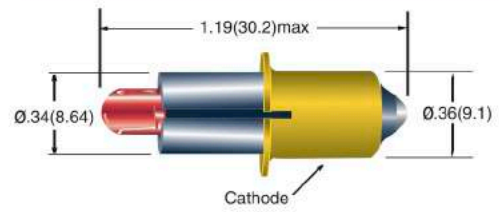
### MBL400



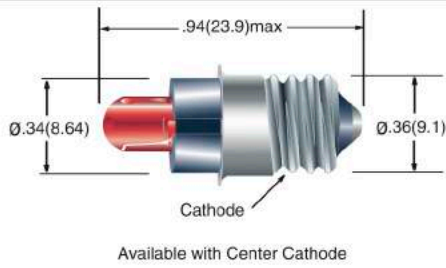
### MF400



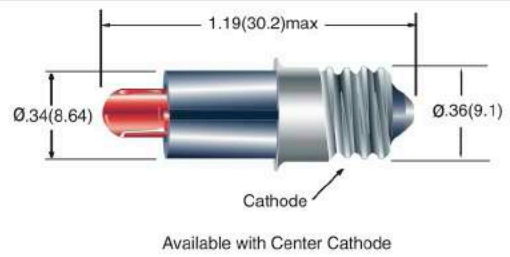
### MFL400



### MS400



### MSL400

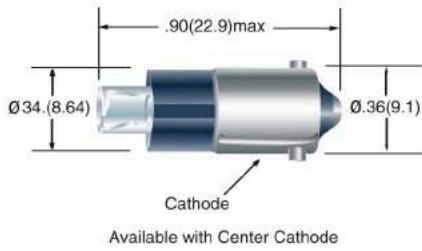


**All dimensions are in inches (mm)**

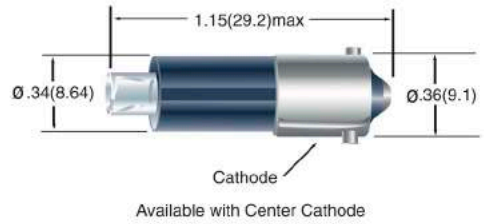
Tolerances:  $.xx(.x) \pm .025(.63) / .xxx(.xx) \pm .010(.25)$   
Specifications are subject to change without notice.

## Wide Angle LED Lamps

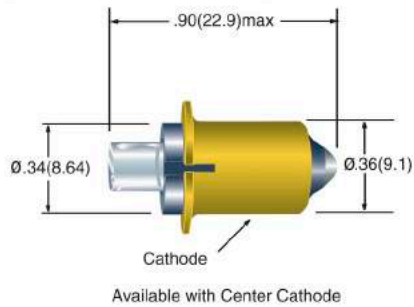
### MB400, NFX Series (75°)



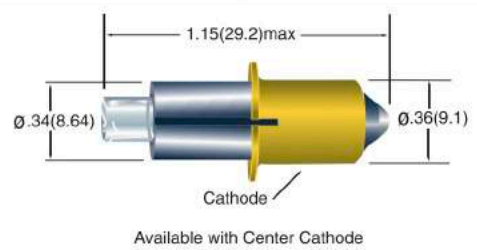
### MBL400, NFX Series (75°)




### MF400, NFX Series (75°)




### MFL400, NFX Series (75°)



### MS400, NFX Series (75°)



### MSL400, NFX Series (75°)



#### All dimensions are in inches (mm)

Tolerances: .xx"(.x) ±.025"(.63) / .xxx"(.xx)±.010"(.25)  
 Specifications are subject to change without notice.

# Mouser Electronics

Authorized Distributor

Click to View Pricing, Inventory, Delivery & Lifecycle Information:

VCC:

[MB400-NFA48H](#) [MB400-NFG24H](#) [MB400-NFR24H](#) [MB400-NFR28H](#) [MB400-NFW28H](#) [MB400-NWA28H](#) [MB400-NWG28H](#) [MB400-NWR120](#) [MB400-NWR28H](#) [MB400-NWR60H](#) [MBL400-NFG28H](#) [MBL400-NKG60H](#) [MBL400-NWA28H](#) [MBL400-NWG28H](#) [MBL400-NWG5H](#) [MBL400-NWR120](#) [MBL400-NWR48H](#) [MBL400-NWR5H](#)