

- NOTES:**
1. ROHS COMPLIANT
 2. MATERIALS:
 FIBER OPTIC: \varnothing 1.5MM OPTICAL CORE, \varnothing 2.2MM POLYETHYLENE CABLE JACKET
 LENS MOUNT: OPTICAL GRADE ACRYLIC
 LED MOUNTS: FOR SMD 22 & THR 22 - NYLON 66, UL RATING 94-V2
 FOR THR 5 22 - NYLON 66, UL RATING 94-HB
 LENS: POLYCARBONATE, UL RATING 94-V2
 LENS SPACER: POLYPROPYLENE
 3. OPTICAL CORE ENDS POLISHED TO 10 MICRONS.
 4. PANEL MOUNTING HOLE .250" (6.35mm) ON 3/8" (9.52mm)CENTERS
 5. PANEL THICKNESS FOR CLF 280: 1/16" (1.60mm) TO 1/8" (3.18mm);
 CLB 300, CLR 301 AND SQB 400: 1/32" (0.79mm) TO 1/4" (6.35mm).
 6. FOR PANELS LESS THAN 3/16" (4.76mm) USE SPC 125 SPACER
 7. FOR ADDED SECURITY USE RNG 268.
 8. FOR BEST RESULTS USE ONLY NARROW VIEWING ANGLE NON-DIFFUSED LEDS WITH OUTPUT POWER GREATER THAN 100mcd.
 9. U.S. AND FOREIGN PATENS ISSUED.

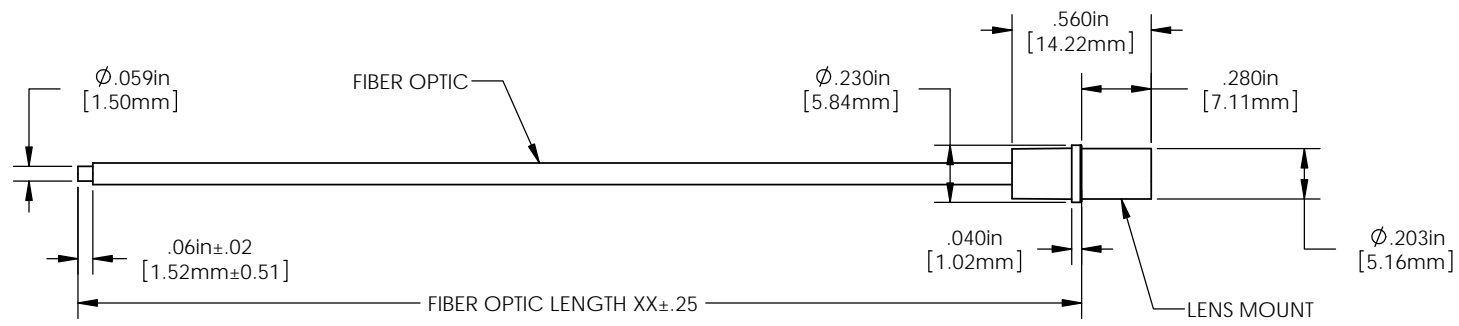
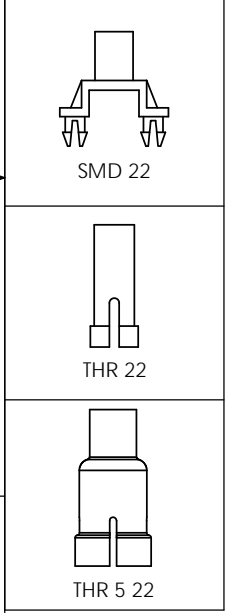
LIGHT PIPE ASSEMBLY ORDERING CODE (EXAMPLE): **FLX XX**

LENGTH	
LENGTH CODE	ACTUAL LENGTH
02	2.0"
04	4.0"
06	6.0"
08	8.0"
12	12.0"

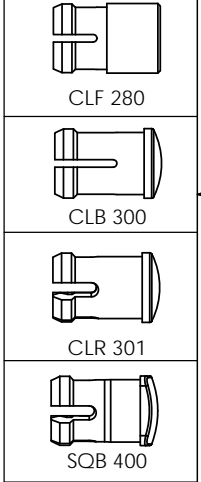
CUSTOM LENGTHS AVAILABLE UPON REQUEST

REVISIONS					
ECN #	REV.	DESCRIPTION	DATE	INITIALS	CHK'D
-	001	INITIAL RELEASE	7/8/10	SMU	DZ
-	002	CHG DWG FORMAT	8/2/10	KH	AZ
-	003	REVISED PER ECR 092810AA01	10/4/10	KH	AZ
396	004	REVISED PER ECR 011812KH01	1/19/12	KH	AZ

MOUNTING OPTIONS (ORDER SEPARATELY)



LENS OPTIONS (ORDER SEPARATELY)



<small>DIMENSION STYLE: INCHES (MM) GENERAL TOLERANCES UNLESS OTHERWISE SPECIFIED</small> <table border="1"> <tr> <th>INCHES</th> <th>MM</th> </tr> <tr> <td>X</td> <td>±.020 ±.508</td> </tr> <tr> <td>XX</td> <td>±.010 ±.254</td> </tr> <tr> <td>XXX</td> <td>±.005 ±.127</td> </tr> </table>	INCHES	MM	X	±.020 ±.508	XX	±.010 ±.254	XXX	±.005 ±.127	<small>APPROVAL</small> DRAWN: KHOWARD CHECKED: AZANELLI	<small>DATE</small> 8/2/10 8/2/10	 <small>190 BOSSTICK BLVD. SUITE 101 SAN MARCOS, CA 92069 U.S.A. PHONE: (760) 560-1300, FAX: (760) 560-1301 EMAIL: vccsales@vcc3lite.com</small>
	INCHES	MM									
X	±.020 ±.508										
XX	±.010 ±.254										
XXX	±.005 ±.127										
<small>THIRD ANGLE PROJECTION</small> 	<small>MATERIAL</small> SEE NOTES	<small>TITLE:</small> FLX XX ASSEMBLY									
<small>PROPRIETARY AND CONFIDENTIAL</small> <small>THE INFORMATION CONTAINED IN THIS DRAWING IS THE SOLE PROPERTY OF VISUAL COMMUNICATIONS COMPANY, INC. ANY REPRODUCTION IN PART OR AS A WHOLE WITHOUT THE WRITTEN PERMISSION OF VISUAL COMMUNICATIONS COMPANY, INC IS PROHIBITED.</small>	<small>FINISH</small> SEE NOTES	<small>SIZE</small> B	<small>DWG. NO.</small> FLX XX	<small>REV</small> 004							
<small>DO NOT SCALE DRAWING</small>		<small>SCALE: 1:1</small>	<small>SHEET 1 OF 1</small>								

Mouser Electronics

Authorized Distributor

Click to View Pricing, Inventory, Delivery & Lifecycle Information:

VCC:

[FLX_02](#) [FLX_04](#) [FLX_06](#) [FLX_08](#) [FLX_12](#)