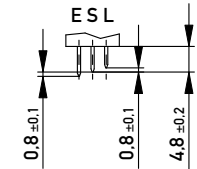


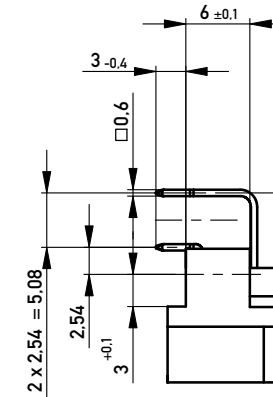
Stecklänge / mating length



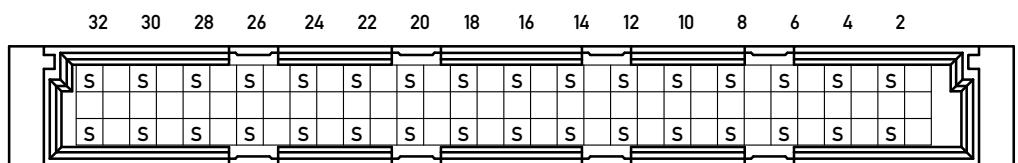
E = early mate, late break / voreilend

S = standard

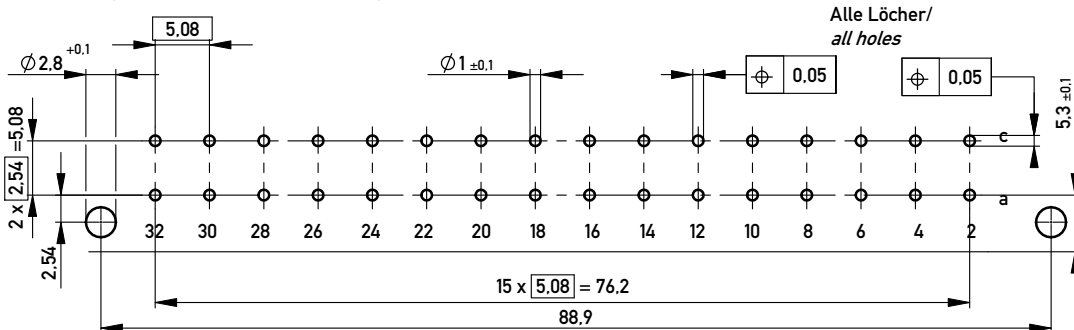
L = late mate, early break / nacheilend



Bestückungsplan / contact layout



Leiterplatten-Lochbild / PCB drillhole pattern



Steckseite AC / Anschlussseite AC / contact side AC / terminal Side AC

Lötanschluss 0,6 x 0,6 / solder terminal 0,6 x 0,6

Isolierwerkstoff / housing material : PBT GF 30

Bauart 4 / Type 4

Anforderungsstufe 2 = 400 Steckzyklen / performance class 2 = 400 mating cycles

Fehlende Maße und Angaben gemäss IEC 60603-2 / DIN EN 60603-2

Missing information and dimensions according to IEC 60603-2

Bedruckung siehe Zeichnung 294905

Marking see drawing 294905

| | | | | | |
|--|--|----------------------|--|--|-----|
| Information: | | Tolerances | | Scale | 2:1 |
| All rights reserved. Only for Information. To ensure that this is the latest version of this drawing, please contact one of the ERNI companies before using. | | All Dimensions in mm | | Designation | |
| Subject to modification without prior notice. Drawing will not be updated. | | | | Messerleiste D32 Löt Male con. D32 solder | |
| www.ERNI.com | | 354868 | | 1 | |
| Index | | Date | | A3 | |
| 21.10.2008 | | Class | | STVD | |

Copyright by ERNI GmbH. Proprietary notice pursuant to ISO 16016 to be observed.

Mouser Electronics

Authorized Distributor

Click to View Pricing, Inventory, Delivery & Lifecycle Information:

[TE Connectivity:](#)

[354868](#) [354868-E](#)