

THIS DRAWING IS UNPUBLISHED. RELEASED FOR PUBLICATION
 © COPYRIGHT - By - ALL RIGHTS RESERVED.

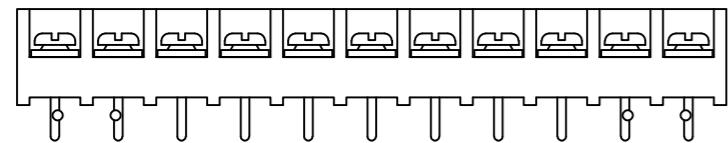
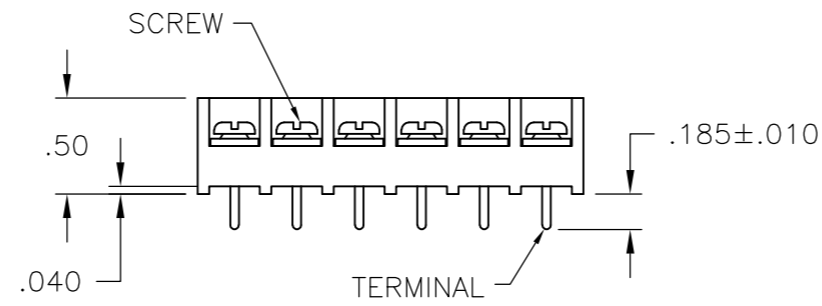
LOC	DIST	REVISIONS					
		P	LTR	DESCRIPTION	DATE	DWN	APVD
FT	0	L4		WIRE SIZE CORRECTION	05MAR2015	CR	PS

MATERIALS:
 HOUSING: POLYAMIDE, UL94V-0
 TERMINALS: COPPER ALLOY, TIN PLATED
 SCREWS: STEEL, ZINC PLATED, EXCEPT WHERE NOTED.

ELECTRICAL:
 RATING: 20A, 150V(300V LIMITED RATING)
 UL & CSA.

MECHANICAL:
 WIRE RANGE: 12 AWG - 22 AWG
 MAXIMUM TIGHTENING TORQUE: 7 IN-LBS.

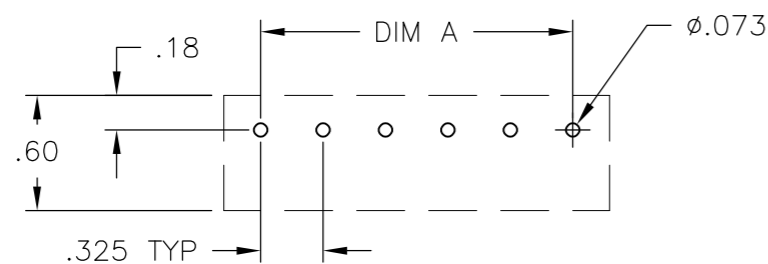
- 1 SCREWS ARE ALL BOTTOMED, NO RUNNING TORQUE.
- 2 PERMANENT WHITE LETTERING.
- 3 SCREWS ARE NICKEL PLATED BRASS.
- 4 PRELIMINARY PART NUMBER.
- 5 PCB RETENTION FEATURE.
- 6 OBSOLETE PARTS: OBSOLETE CIS STREAMLINING PER D.RENAUD/D.SINISI



2-796607-1



4-1437649-0



RECOMMENDED HOLE LAYOUT
 TOLERANCE ±.002, UNLESS OTHERWISE SPECIFIED

DIM. A	NO. OF POS.	CATALOG NUMBER	TE PART NO.
9.425	30	4PCV-30-006	1-1546158-3
9.100	29	4PCV-29-006	1-796607-5
8.775	28	4PCV-28-006	1-796607-4
8.450	27	4PCV-27-006	1-1546158-2
8.125	26	4PCV-26-006	1-796607-3
7.800	25	4PCV-25-006	1-1546158-1
7.475	24	4PCV-24-501	4-1437649-0
7.475	24	4PCV-24-006	3-1437649-9
7.150	23	4PCV-23-006	1-1546158-0
6.825	22	4PCV-22-006	3-1437649-6
6.500	21	4PCV-21-006	1-796607-2
6.175	20	4PCV-20-006	3-1437649-4
5.850	19	4PCV-19-006	1546158-9
5.525	18	4PCV-18-006	2-1437649-9
5.200	17	4PCV-17-006	2-1437649-7
4.875	16	4PCV-16-006	2-1437649-5
4.550	15	4PCV-15-006	1546158-6
4.225	14	4PCV-14-006	2-1437649-0
3.900	13	4PCV-13-006	1-1437649-7
3.575	12	4PCV-12-006	1-1437649-5
3.250	11	4PCV-11-525	2-796607-2
3.250	11	4PCV-11-524	2-796607-1
3.250	11	4PCV-11-006	1-1437649-2
2.925	10	4PCV-10-392	1-1546119-1
2.925	10	4PCV-10-006	1437649-5
2.600	9	4PCV-09-006	1437649-1
2.275	8	4PCV-08-495	9-1437648-7
2.275	8	4PCV-08-006	9-1437648-1
1.950	7	4PCV-07-524	2-796607-0
1.950	7	4PCV-07-006	8-1437648-6
1.625	6	4PCV-06-523	1-796607-9
1.625	6	4PCV-06-513	796607-9
1.625	6	4PCV-06-391	3-1437650-2
1.625	6	4PCV-06-006	8-1437648-0
1.300	5	4PCV-05-520	1-796607-6
1.300	5	4PCV-05-397	796607-1
1.300	5	4PCV-05-006	7-1437648-4
.975	4	4PCV-04-522	1-796607-8
.975	4	4PCV-04-512	796607-8
.975	4	4PCV-04-006	6-1437648-7
.650	3	4PCV-03-521	1-796607-7
.650	3	4PCV-03-515	1-796607-1
.650	3	4PCV-03-006	6-1437648-1
.325	2	4PCV-02-514	1-796607-0
.325	2	4PCV-02-511	796607-7
.325	2	4PCV-02-006	5-1437648-7

THIS DRAWING IS A CONTROLLED DOCUMENT.		DWN S. SCHLEGEL 27JUN02	TE Connectivity	
DIMENSIONS: INCHES		CHK S. YODER 7/9/02	NAME 4PCV-XX-006 ASSEMBLY	
TOLERANCES UNLESS OTHERWISE SPECIFIED:		APVD S. YODER 7/9/02	SIZE A2	
0 PLC ± -		PRODUCT SPEC	CAGE CODE 00779	DRAWING NO 5-1437648-7
1 PLC ± -		APPLICATION SPEC	RESTRICTED TO	
2 PLC ± -			SCALE NTS	SHEET 1 of 1
3 PLC ± -			REV L4	
4 PLC ± -				
ANGLES ± -				
FINISH		WEIGHT -		
MATERIAL		CUSTOMER DRAWING		

Mouser Electronics

Authorized Distributor

Click to View Pricing, Inventory, Delivery & Lifecycle Information:

[TE Connectivity:](#)

[4PCV-08-006](#)