

Silicon NPN Power Transistors

2SD1887

DESCRIPTION

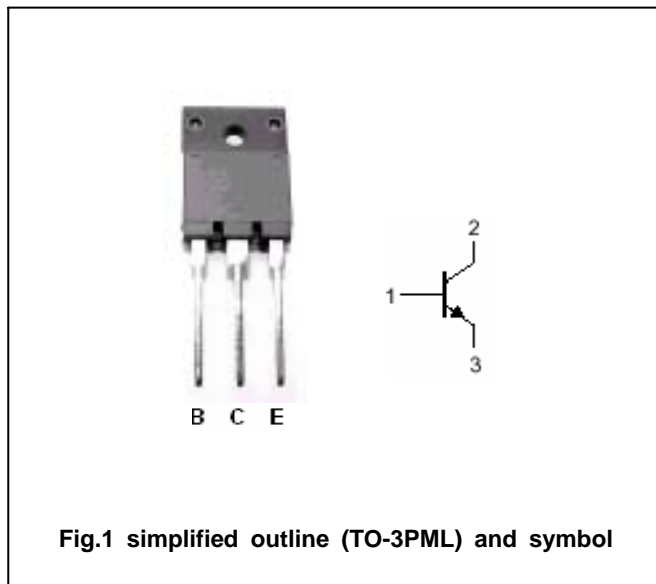
- With TO-3PML package
- High breakdown voltage
- High reliability
- High speed

APPLICATIONS

- Color TV horizontal deflection output.
- Color display horizontal deflection output.

PINNING

PIN	DESCRIPTION
1	Base
2	Collector
3	Emitter



Absolute maximum ratings(Ta=25)

SYMBOL	PARAMETER	CONDITIONS	VALUE	UNIT
V_{CBO}	Collector-base voltage	Open emitter	1500	V
V_{CEO}	Collector-emitter voltage	Open base	800	V
V_{EBO}	Emitter-base voltage	Open collector	6	V
I_C	Collector current		10	A
I_{CM}	Collector current-peak		30	A
P_C	Collector power dissipation	$T_C=25$	70	W
T_j	Junction temperature		150	
T_{stg}	Storage temperature		-55~150	

Silicon NPN Power Transistors

2SD1887

CHARACTERISTICS

T_j=25 unless otherwise specified

SYMBOL	PARAMETER	CONDITIONS	MIN	TYP.	MAX	UNIT
V _{CEsat}	Collector-emitter saturation voltage	I _C =8A; I _B =1.6 A			5	V
V _{BEsat}	Base-emitter saturation voltage	I _C =8A; I _B =1.6 A			1.5	V
V _{CEO(SUS)}	Collector-emitter sustaining voltage	I _C =100mA; I _B =0	800			V
I _{EBO}	Emitter cut-off current	V _{EB} =4V; I _C =0			1	mA
I _{CBO}	Collector cut-off current	V _{CB} =800V; I _E =0			10	μ A
I _{CES}	Collector cut-off current	V _{CE} =1500V; R _{BE} =0			1	mA
h _{FE-1}	DC current gain	I _C =1 A ; V _{CE} =5V	8			
h _{FE-2}	DC current gain	I _C =8A ; V _{CE} =5V	5		10	
t _f	Fall time	I _C =6A; R _L =33.3 ; I _{B1} =1.2A I _{B2} =-2.4A V _{CC} =200V		0.1	0.3	μ s

Silicon NPN Power Transistors

2SD1887

PACKAGE OUTLINE

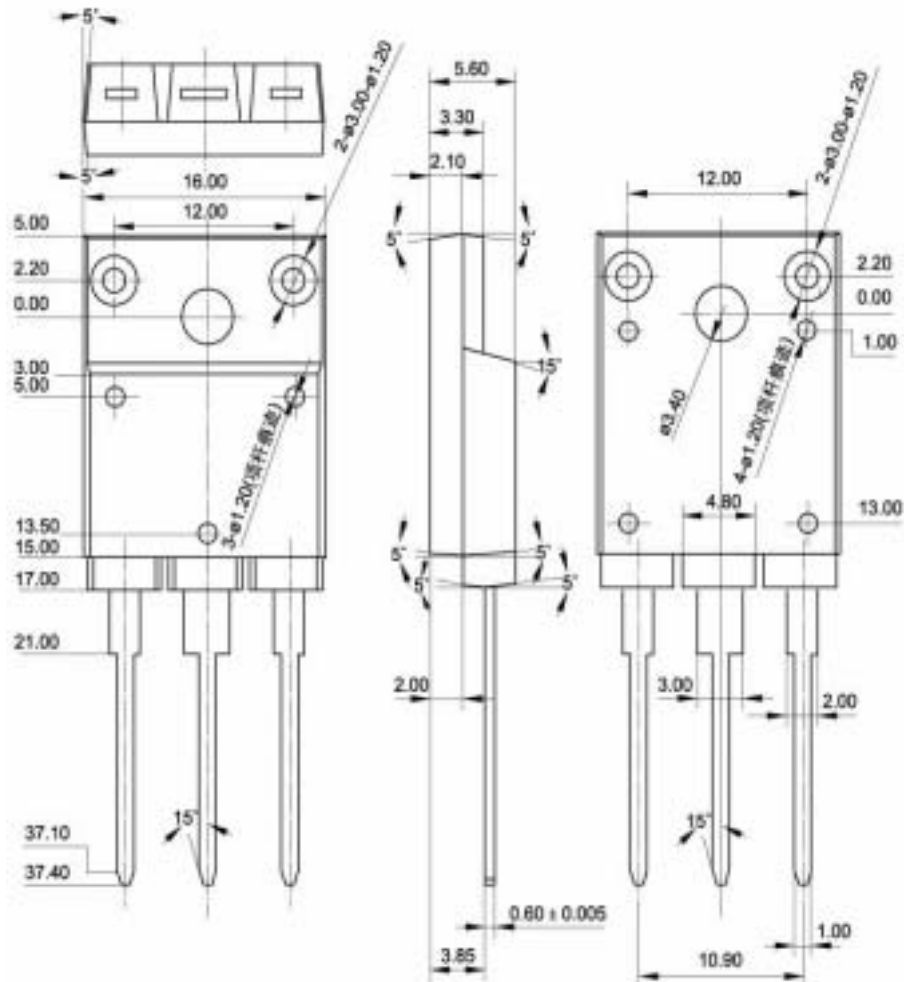


Fig.2 Outline dimensions

Silicon NPN Power Transistors

2SD1887

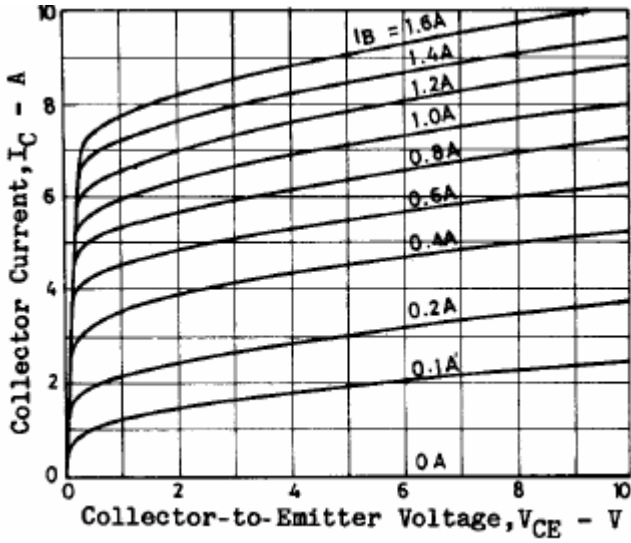


Fig.3 Static Characteristic

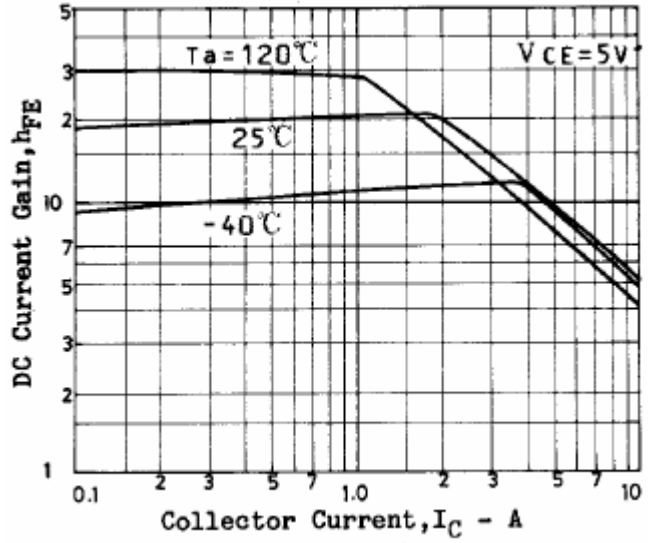


Fig.4 DC current Gain

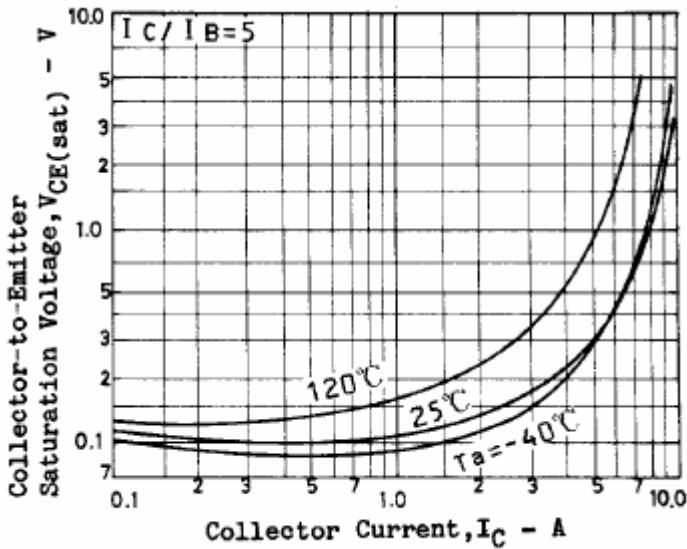


Fig.5 Collector-Emitter Saturation Voltage

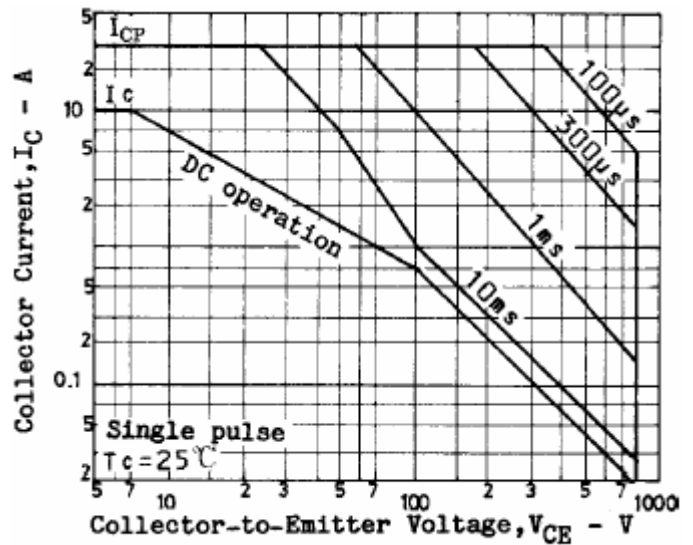


Fig.6 Safe Operating Area