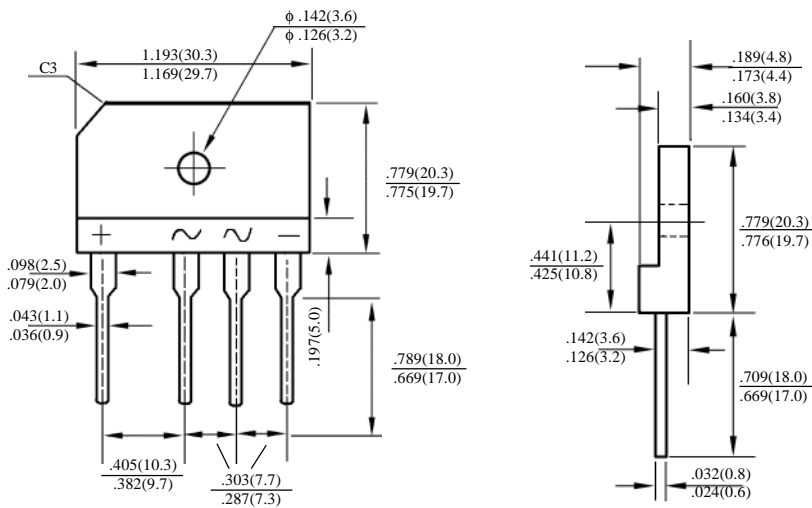


D15SB10 – D15SB100

15A(SIP)桥式整流器
15A(SIP) BRIDGE RECTIFIERS

最大额定值、电性 MAXIMUM RATINGS AND ELECTRICAL CHARACTERISTICS
Ratings at 25°C ambient temperature unless otherwise specified. Single phase, half wave, 60Hz, resistive or inductive load. For capacitive load, derate current by 20%.

型号 TYPE	最大反向峰值电压 Maximum Peak Reverse Voltage	最大平均正向电流 Maximum Average Forward Output Current @T _A =70°C	最大正向浪涌电流 Maximum Forward Peak Surge Current @ 8.3ms Superimposed	最大正向峰值电压 Maximum DC Forward Voltage drop per element at I _F =7.5ADC	最大反向电流 Maximum DC Reverse Current at rated DC Blocking Voltage per element		结温 Operating Junction Temperature	外型尺寸 Package Dimensions
	PRV	I _O	I _{FM} (Surge)	V _F	I _R		T _J	
	V _{PK}	A _{AV}	A _{PK}	V _{PK}	25°CCTA μADC	125°CCTA μADC	°C	
D15SB10	100	15	250	1.1	5	500	150	D15SB
D15SB20	200							
D15SB40	400							
D15SB60	600							
D15SB80	800							
D15SB100	1000							



D15SB

D15SB60 – D15SB100

15A(SIP) 桥式整流器额定值与特性曲线

15A(SIP) BRIDGE RECTIFIERS RATING & CHARACTERISTIC CURVES

FIG. 1 - DERATING CURVE FOR OUTPUT RECTIFIED CURRENT

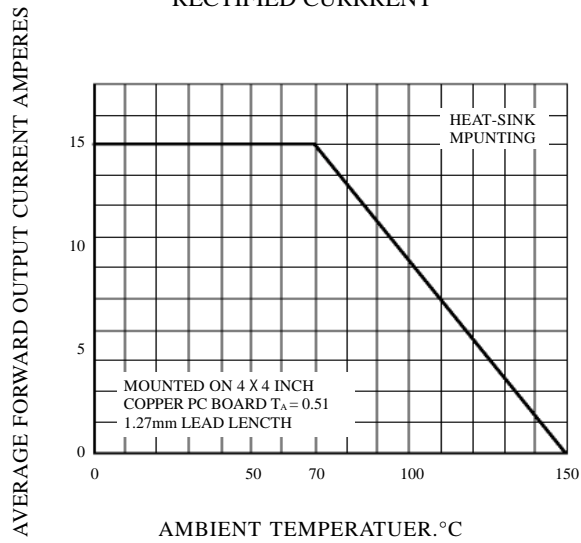


FIG. 2 - MAXIMUM NON-REPETITIVE SURGE CURRENT

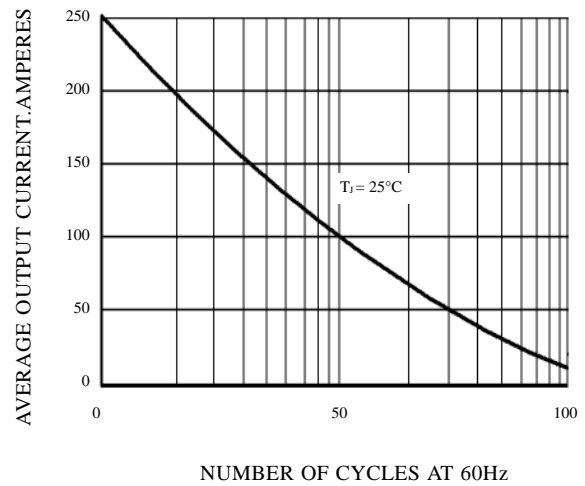


FIG. 3 - TYPICAL FORWARD CHARACTERISTICS

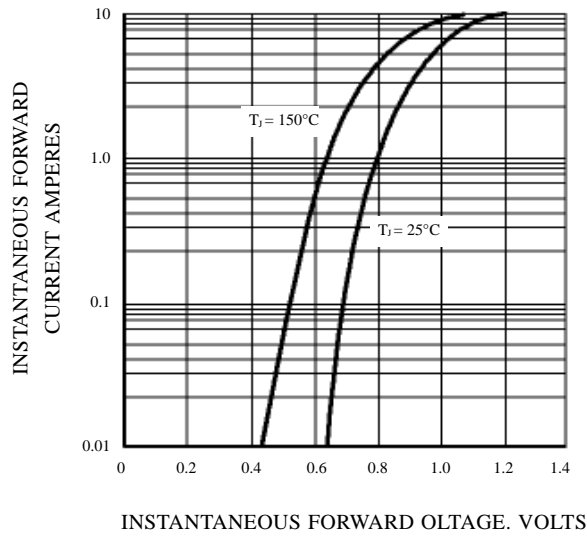


FIG. 4 - TYPICAL REVERSE CHARACTERISTICS

