

VLCF5028T-470MR49-2



Applications	Commercial Grade
Feature	Magnetic Shield Wire Wound Ferrite Core
Series Type	VLCF
Status	Production
Brand	TDK



Size	
Length(L)	5.00mm ±0.20mm
Width(W)	5.00mm ±0.20mm
Thickness Height	2.80mm Max.
Recommended Land Pattern (A)	2.10mm Nom.
Recommended Land Pattern (B)	1.30mm Nom.
Recommended Land Pattern (C)	3.00mm Nom.
Recommended Land Pattern (D)	4.90mm Nom.

Electrical Characteristics	
Inductance	47µH ±20% at 100kHz
Rated Current (L Change) [Typ.]	
Rated Current (L Change) [Max.]	490mA (30% Down)
Rated Current (Temperature Rise) [Typ.]	1.1A (40°C Rise)
Rated Current (Temperature Rise) [Max.]	
DC Resistance [Typ.]	290mΩ
DC Resistance [Max.]	330mΩ
Self Resonant Frequency [Min.]	
Self Resonant Frequency [Typ.]	
Q [Min.]	
Q [Typ.]	

Other	
Operating Temp. Range (Including Self-Temp. Rise)	-40 to 105°C
Soldering Method	Reflow
AEC-Q200	No
Packing	Blister (Plastic)Taping [180mm Reel]
Package Quantity	500pcs
Weight	0.258g

† Images are for reference only and show exemplary products.

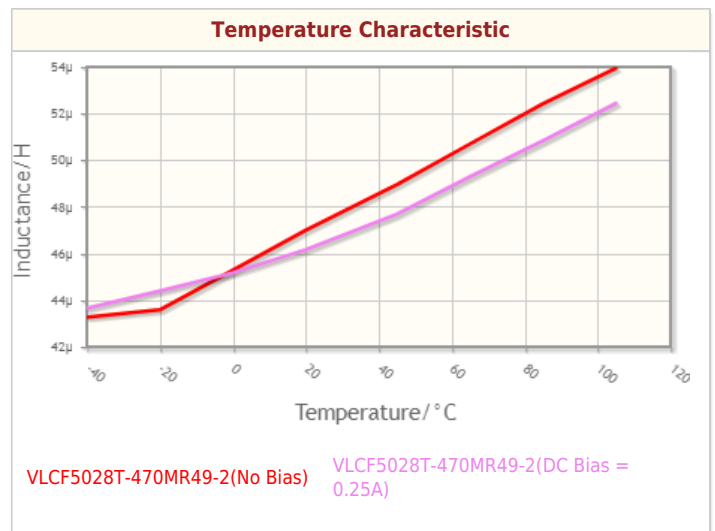
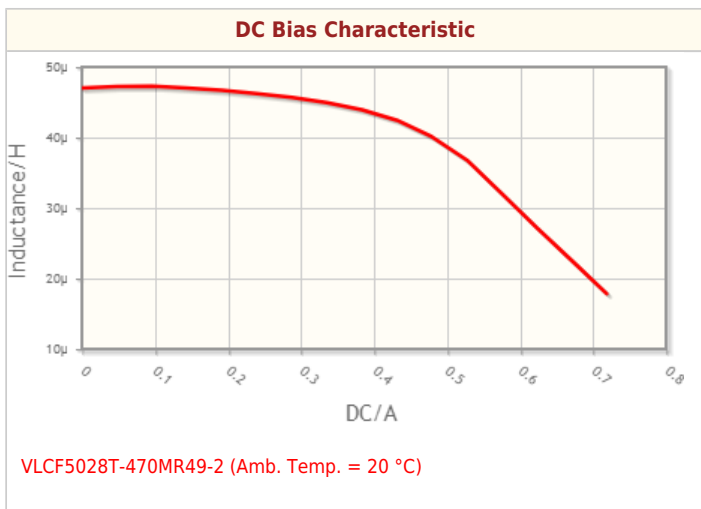
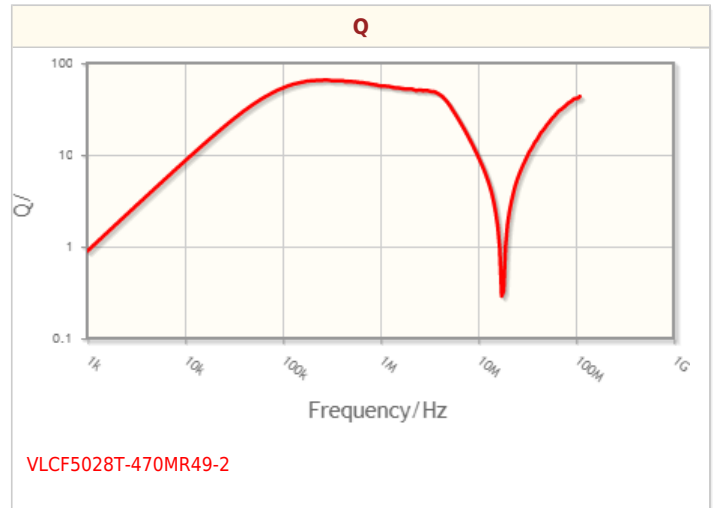
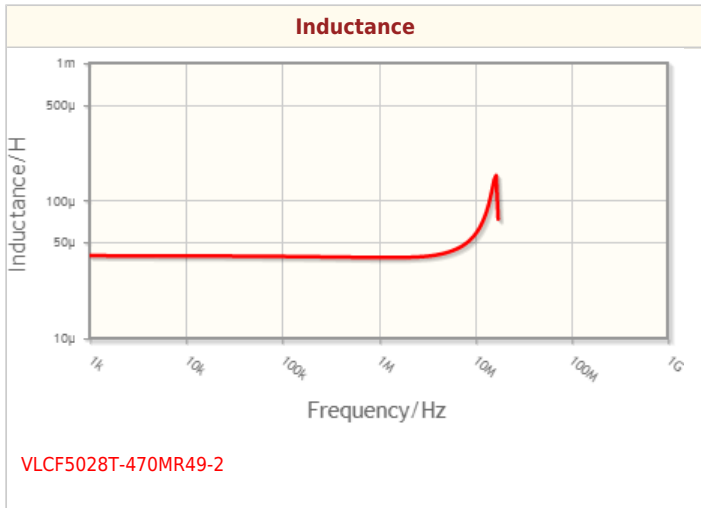
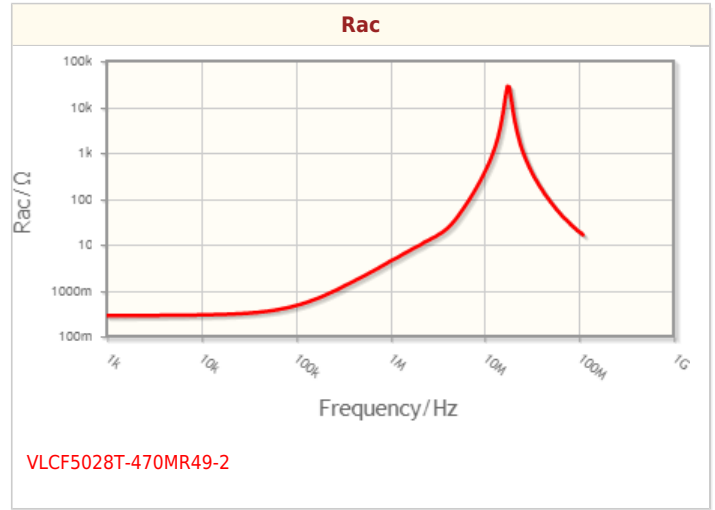
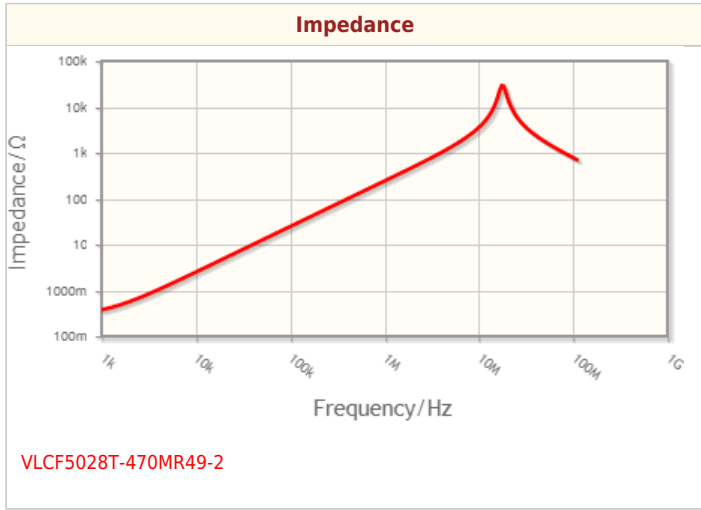
! This PDF document was created based on the data listed on the TDK Corporation website.

! All specifications are subject to change without notice.

VLCF5028T-470MR49-2



Characteristic Graphs(This is reference data, and does not guarantee the products characteristics.)

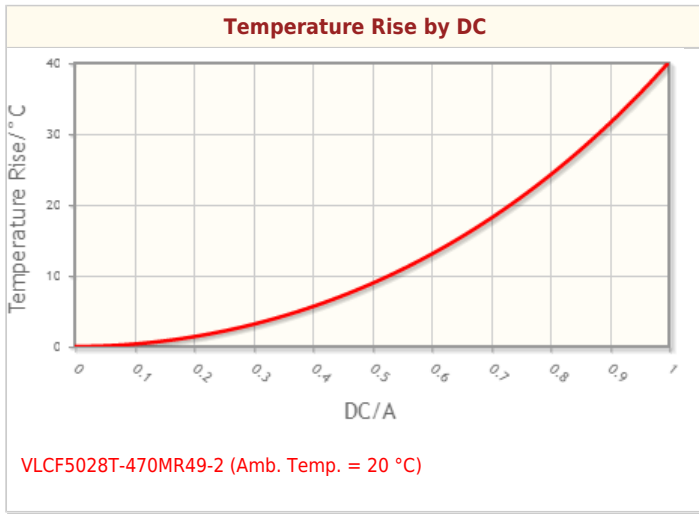


! Images are for reference only and show exemplary products.
! This PDF document was created based on the data listed on the TDK Corporation website.
! All specifications are subject to change without notice.

VLCF5028T-470MR49-2



Characteristic Graphs(This is reference data, and does not guarantee the products characteristics.)

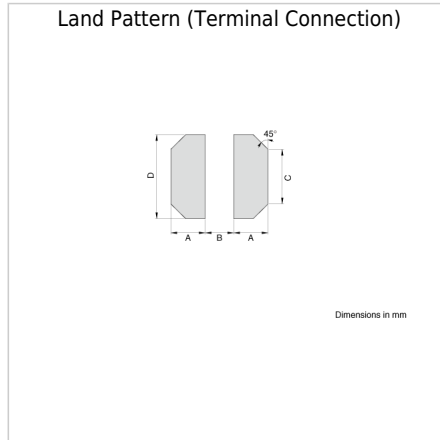
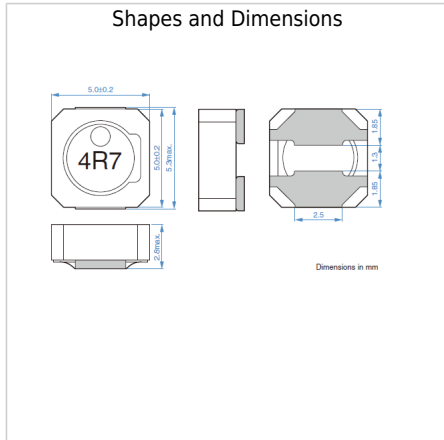


! Images are for reference only and show exemplary products.
! This PDF document was created based on the data listed on the TDK Corporation website.
! All specifications are subject to change without notice.

VLCF5028T-470MR49-2



Associated Images



! Images are for reference only and show exemplary products.
! This PDF document was created based on the data listed on the TDK Corporation website.
! All specifications are subject to change without notice.